



## DE LUXE

. 4102W	8
. 4104W	12
. 4202DW	14
. 4202DBW	14
. 4301W	16
. 803 Dynamic Corner	18
. 807AW	20
. 808AW	24
. 1204W	26
. 816AW	26
. 818AW	28
. 820AW	30
. 820BW	34
. 828BW	36
. 830BW	38
. 835AW Genius	40
. 835BW Genius	44



## 4102W

Cestello estraibile due piani  
con portabottiglie  
(soft-close di serie).  
Extractable basket with two  
shelves and bottle rack  
(soft-close as standard).

collezione  
**de Luxe**



collezione  
de Luxe

collezione  
de Luxe

# 4104W

## 4104W

Cestello jolli con guide laterali sx  
(soft-close di serie).  
Jolly basket with guide rails on  
the left-hand side  
(soft-close as standard).

collezione  
**de Luxe**





4202DW



## 4202DW

Cestello cassetto con distanziali  
estrazione manuale - h. 155 mm.  
(soft-close di serie).  
Drawer basket with spacers  
manual extraction - h. 155 mm.  
(soft-close as standard).

## 4202DBW

Cestello cassetto con distanziali  
estrazione manuale - h. 125 mm.  
(soft-close di serie).  
Drawer basket with spacers  
manual extraction - h. 125 mm.  
(soft-close as standard).



4202DBW

collezione  
de Luxe

# 4301W

## 4301W

Cestello girevole mezzaluna.  
Rotating half-moon basket.

collezione  
**de Luxe**





## 803 Dynamic Corner (patented)

Dynamic Corner  
(soft-close di serie).  
Dynamic Corner  
(soft-close as standard).

803dynamic  
corner

# 807AW

## 807AW

Colonna girevole con 5 cesti  
(soft-close di serie).  
Rotating column with 5 baskets  
(soft-close as standard).

collezione  
**de Luxe**





collezione  
*de Luxe*

collezione  
*de Luxe*



## 808AW

Colonna attrezzata estraibile  
e reversibile con 12 cesti  
(soft-close di serie).  
Column equipped with  
12 baskets extractable  
and reversible  
(soft-close as standard).

collezione  
**de Luxe**



## 1204W

Cesto per meccanismo colonna estraibile (per artt. 816 e 818).  
Basket for extractable column mechanism (for art. 816 and 818).

# 816AW

## 816AW

Colonna estraibile con guide in carpenteria metallica, estrazione totale (soft close di serie).  
Extractable column with metal guide rails, total extraction (soft close as standard).

collezione  
**de Luxe**





## 818AW

SPHERA - Colonna estraibile e rotante con guide in carpenteria metallica, estrazione totale (soft close di serie).

SPHERA - Extractable rotating column with metal guide rails, total extraction (soft close as standard).

collezione  
**de Luxe**

## 820AW

Colonna diagonale estraibile  
con 5 cesti (soft close di serie).  
Extractable diagonal column  
with 5 baskets  
(soft close as standard).

collezione  
**de luxe**





collezione  
**de Luxe**



## 820BW

Base diagonale estraibile  
con 2 cesti (soft close di serie).  
Extractable diagonal base  
with 2 baskets  
(soft close as standard).

collezione  
**de Luxe**

## 828BW

Kit girevole per angolo base  
con 2 cesti 3/4, soft clip position.  
Rotating kit for corner base  
with 2 baskets 3/4, soft  
clip position.

collezione  
**de Luxe**





## 830BW

Kit girevole per angolo base  
con 2 cesti 4/4, soft clip position.  
Rotating kit for corner base  
with 2 baskets 4/4, soft  
clip position.

collezione  
**de Luxe**

# 835AW Genius

## 835AW Genius (patented)

GENIUS - Ripiani girevoli ed  
estraibili 4 livelli.  
GENIUS - 4 level rotating and  
extractable shelves.

collezione  
**de Luxe**





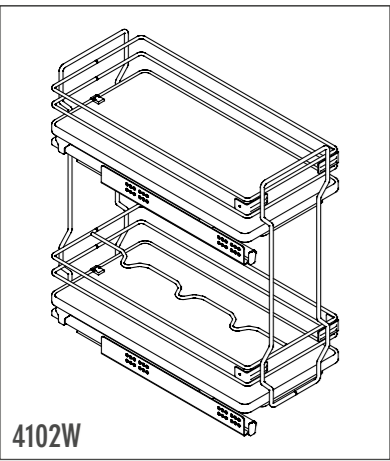


genius  
m  
3  
3  
3

## 835BW Genius (patented)

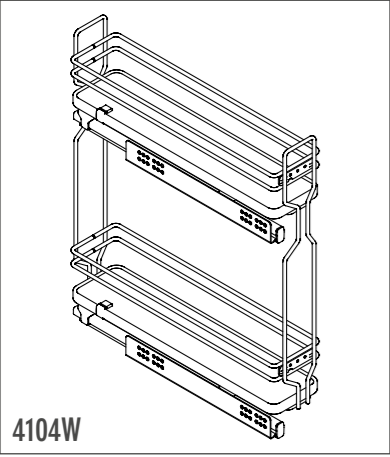
GENIUS - Ripiani girevoli ed  
estraibili 2 livelli.  
GENIUS - 2 level rotating and  
extractable shelves.

collezione  
de Luxe



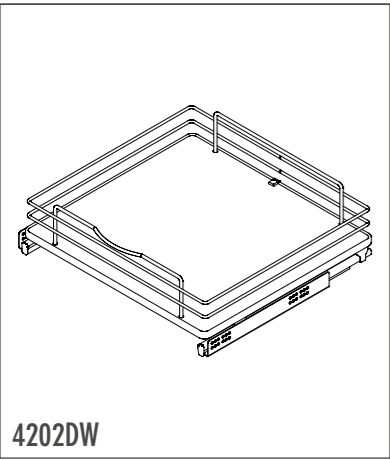
4102W

CODICE - CODE	SOFT	FINITURA FINISH	FINITURA NOBILITATO MELAMINE FINISH		MOBILE - CABINET		PORTATA KG - CAPACITY KG
					L - W	P - D	
4102W/30-45	Y	C	B - W	G - G	300	450	25
4102W/30-50	Y	C	B - W	G - G	300	500	25
4102W/40-45	Y	C	B - W	G - G	400	450	25
4102W/40-50	Y	C	B - W	G - G	400	500	25
4102W/45-45	Y	C	B - W	G - G	450	450	25
4102W/45-50	Y	C	B - W	G - G	450	500	25
4102W/60-45	Y	C	B - W	G - G	600	450	25
4102W/60-50	Y	C	B - W	G - G	600	500	25



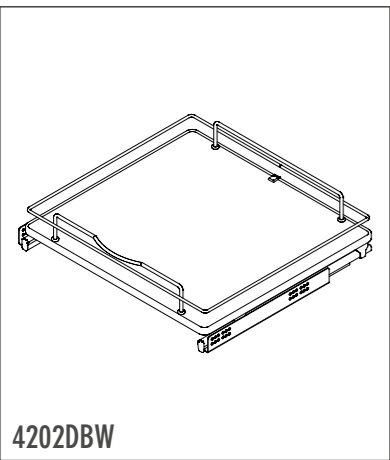
4104W

CODICE - CODE	SOFT	FINITURA FINISH	FINITURA NOBILITATO MELAMINE FINISH		MOBILE - CABINET		PORTATA KG - CAPACITY KG
					L - W	P - D	
4104W/15-28	Y	C	B - W	G - G	150	280	25
4104W/15-45	Y	C	B - W	G - G	150	450	25
4104W/15-50	Y	C	B - W	G - G	150	500	25
4104W/20-45	Y	C	B - W	G - G	200	450	25
4104W/20-50	Y	C	B - W	G - G	200	500	25



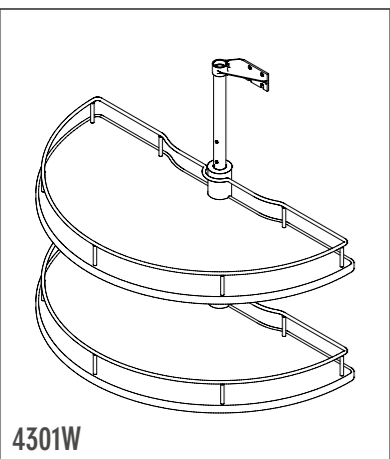
4202DW

CODICE - CODE	SOFT	FINITURA FINISH	FINITURA NOBILITATO MELAMINE FINISH		MOBILE - CABINET			PORTATA KG - CAPACITY KG
					L - W	P - D	H - H	
4202DW/30-45	Y	C	B - W	G - G	300	450	155	25
4202DW/30-50	Y	C	B - W	G - G	300	500	155	25
4202DW/40-45	Y	C	B - W	G - G	400	450	155	25
4202DW/40-50	Y	C	B - W	G - G	400	500	155	25
4202DW/45-45	Y	C	B - W	G - G	450	450	155	25
4202DW/45-50	Y	C	B - W	G - G	450	500	155	25
4202DW/60-45	Y	C	B - W	G - G	600	450	155	25
4202DW/60-50	Y	C	B - W	G - G	600	500	155	25
4202DW/90-45	Y	C	B - W	G - G	900	450	155	25
4202DW/90-50	Y	C	B - W	G - G	900	500	155	25



4202DBW

CODICE - CODE	SOFT	FINITURA FINISH	FINITURA NOBILITATO MELAMINE FINISH		MOBILE - CABINET			PORTATA KG - CAPACITY KG
					L - W	P - D	H - H	
4202DBW/30-45	Y	C	B - W	G - G	300	450	125	25
4202DBW/30-50	Y	C	B - W	G - G	300	500	125	25
4202DBW/40-45	Y	C	B - W	G - G	400	450	125	25
4202DBW/40-50	Y	C	B - W	G - G	400	500	125	25
4202DBW/45-45	Y	C	B - W	G - G	450	450	125	25
4202DBW/45-50	Y	C	B - W	G - G	450	500	125	25
4202DBW/60-45	Y	C	B - W	G - G	600	450	125	25
4202DBW/60-50	Y	C	B - W	G - G	600	500	125	25
4202DBW/90-45	Y	C	B - W	G - G	900	450	125	25
4202DBW/90-50	Y	C	B - W	G - G	900	500	125	25



4301W

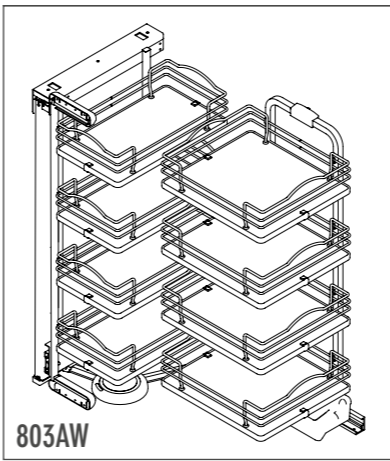
CODICE - CODE	FINITURA FINISH	FINITURA NOBILITATO MELAMINE FINISH		MOBILE - CABINET		PORTATA KG - CAPACITY KG
				L - W	P - D	
4301W/66(1)	C	B - W	G - G	800	450	15
4301W/76(2)	C	B - W	G - G	900	500	15

(1) Larghezza anta di apertura minimo 400 mm. - Minimum opening door width 400 mm.  
(2) Larghezza anta di apertura minimo 450 mm. - Minimum opening door width 450 mm.

## dati tecnici technical data

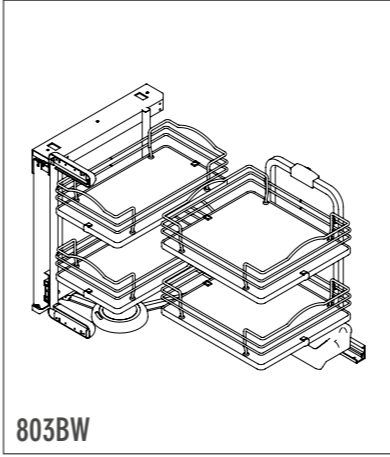
A richiesta tutti gli articoli possono essere forniti con piano in nobilitato con trattamento antiscivolo. All articles can be provided with anti-slip treated bottoms on demand.

Y = SOFT-CLOSE  
B-W = BIANCO - WHITE  
G-G = GRIGIO - GREY  
C = CROMO - CHROME  
L-W = LARGHEZZA - WIDTH  
P-D = PROFONDITA' - DEPTH  
H-H = ALTEZZA - HEIGHT



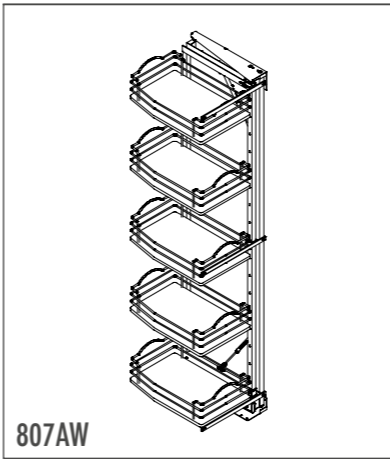
803AW

CODICE - CODE	SOFT	FINITURA FINISH	FINITURA NOBILITATO MELAMINE FINISH		DIMENSIONI - DIMENSIONS				PORTATA KG CAPACITY KG
					MOBILE - CABINET	ARTICOLO - ITEM			
						L - W	L (min) - W (min)	P (min-max) - D (min-max)	
803AW	Y	C	B - W	G - G	900	860	480/560	1100/1460	50



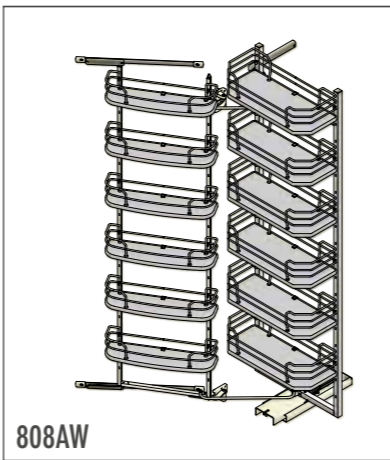
803BW

CODICE - CODE	SOFT	FINITURA FINISH	FINITURA NOBILITATO MELAMINE FINISH		DIMENSIONI - DIMENSIONS				PORTATA KG CAPACITY KG
					MOBILE - CABINET	ARTICOLO - ITEM			
						L - W	L (min) - W (min)	P (min-max) - D (min-max)	
803BW	Y	C	B - W	G - G	900	860	480/560	600/850	35



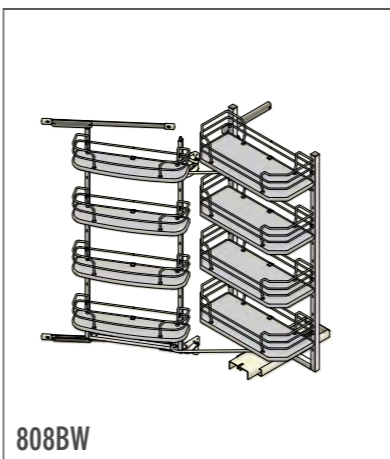
807AW

CODICE - CODE	SOFT	FINITURA FINISH	FINITURA NOBILITATO MELAMINE FINISH		DIMENSIONI - DIMENSIONS				PORTATA KG CAPACITY KG
					MOBILE - CABINET	ARTICOLO - ITEM			
						L - W	L (min) - W (min)	P - D	
807AW	Y	C	B - W	G - G	450	410	445	1840	40



808AW

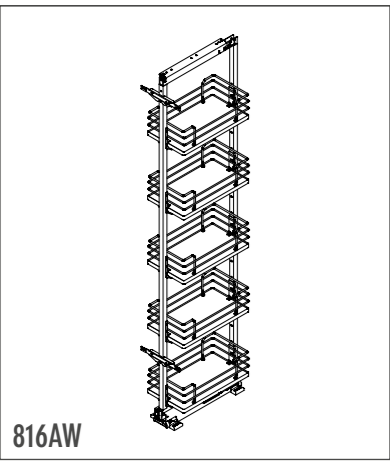
CODICE - CODE	SOFT	FINITURA FINISH	FINITURA NOBILITATO MELAMINE FINISH		DIMENSIONI - DIMENSIONS				PORTATA KG CAPACITY KG
					MOBILE - CABINET	ARTICOLO - ITEM			
						L - W	L (min) - W (min)	P - D	
808AW/45	Y	C	B - W	G - G	450	410	495	1770	55
808AW/60	Y	C	B - W	G - G	600	560	495	1770	55



808BW

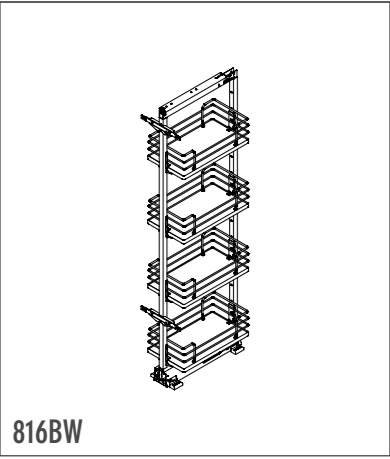
CODICE - CODE	SOFT	FINITURA FINISH	FINITURA NOBILITATO MELAMINE FINISH		DIMENSIONI - DIMENSIONS				PORTATA KG CAPACITY KG
					MOBILE - CABINET	ARTICOLO - ITEM			
						L - W	L (min) - W (min)	P - D	
808BW/45	Y	C	B - W	G - G	450	410	495	1140	55
808BW/60	Y	C	B - W	G - G	600	560	495	1140	55

collezione  
de Luxe



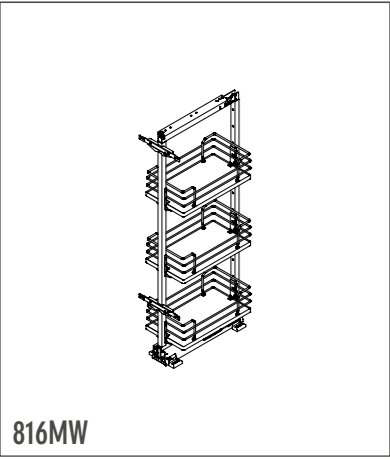
816AW

CODICE - CODE	SOFT	FINITURA FINISH	DIMENSIONI - DIMENSIONS				PORTATA KG CAPACITY KG
			MOBILE - CABINET	ARTICOLO - ITEM			
			L - W	L (min) - W (min)	P - D	H (min-max) - H (min-max)	
816AW/30-45	Y	G	300	250	450	1835/2180	120
816AW/30-50	Y	G	300	250	500	1835/2180	120
816AW/40-45	Y	G	400	350	450	1835/2180	120
816AW/40-50	Y	G	400	350	500	1835/2180	120
816AW/45-45	Y	G	450	400	450	1835/2180	120
816AW/45-50	Y	G	450	400	500	1835/2180	120
816AW/60-45	Y	G	600	550	450	1835/2180	120
816AW/60-50	Y	G	600	550	500	1835/2180	120



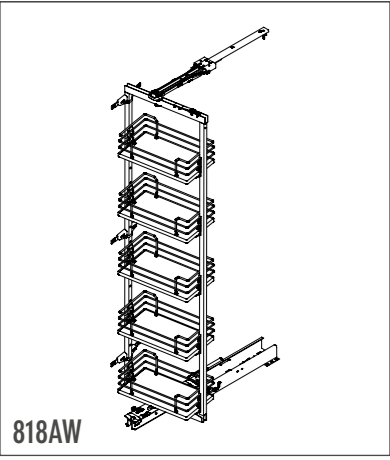
816BW

CODICE - CODE	SOFT	FINITURA FINISH	DIMENSIONI - DIMENSIONS				PORTATA KG CAPACITY KG
			MOBILE - CABINET	ARTICOLO - ITEM			
				L - W	L (min) - W (min)	P - D	
816BW/30-45	Y	G	300	250	450	1490/1835	120
816BW/30-50	Y	G	300	250	500	1490/1835	120
816BW/40-45	Y	G	400	350	450	1490/1835	120
816BW/40-50	Y	G	400	350	500	1490/1835	120
816BW/45-45	Y	G	450	400	450	1490/1835	120
816BW/45-50	Y	G	450	400	500	1490/1835	120
816BW/60-45	Y	G	600	550	450	1490/1835	120
816BW/60-50	Y	G	600	550	500	1490/1835	120



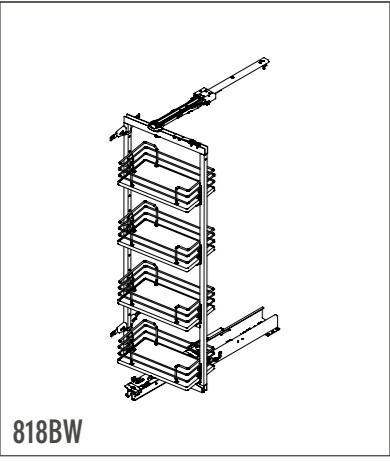
816MW

CODICE - CODE	SOFT	FINITURA FINISH	DIMENSIONI - DIMENSIONS				PORTATA KG CAPACITY KG
			MOBILE - CABINET	ARTICOLO - ITEM			
			L - W	L (min) - W (min)	P - D	H (min-max) - H (min-max)	
816MW/30-45	Y	G	300	250	450	1145/1490	120
816MW/30-50	Y	G	300	250	500	1145/1490	120
816MW/40-45	Y	G	400	350	450	1145/1490	120
816MW/40-50	Y	G	400	350	500	1145/1490	120
816MW/45-45	Y	G	450	400	450	1145/1490	120
816MW/45-50	Y	G	450	400	500	1145/1490	120
816MW/60-45	Y	G	600	550	450	1145/1490	120
816MW/60-50	Y	G	600	550	500	1145/1490	120



818AW

CODICE - CODE	SOFT	FINITURA FINISH	DIMENSIONI - DIMENSIONS				PORTATA KG CAPACITY KG
			MOBILE - CABINET	ARTICOLO - ITEM			
				L - W	L (min) - W (min)	P - D	
818AW/30-50	Y	G	300	250	500	1835/2180	120
818AW/40-50	Y	G	400	350	500	1835/2180	120
818AW/45-50	Y	G	450	400	500	1835/2180	120
818AW/60-50	Y	G	600	550	500	1835/2180	120



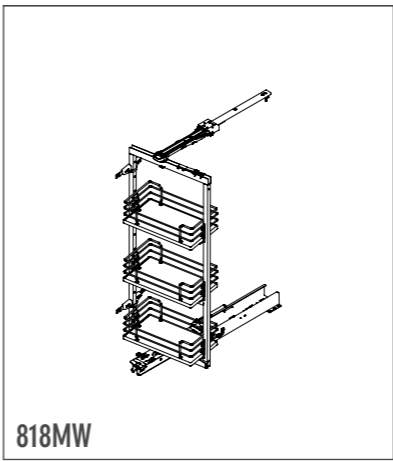
818BW

CODICE - CODE	SOFT	FINITURA FINISH	DIMENSIONI - DIMENSIONS				PORTATA KG CAPACITY KG
			MOBILE - CABINET	ARTICOLO - ITEM			
			L - W	L (min) - W (min)	P - D	H (min-max) - H (min-max)	
818BW/30-50	Y	G	300	250	500	1490/1835	120
818BW/40-50	Y	G	400	350	500	1490/1835	120
818BW/45-50	Y	G	450	400	500	1490/1835	120
818BW/60-50	Y	G	600	550	500	1490/1835	120

# dati tecnici technical data

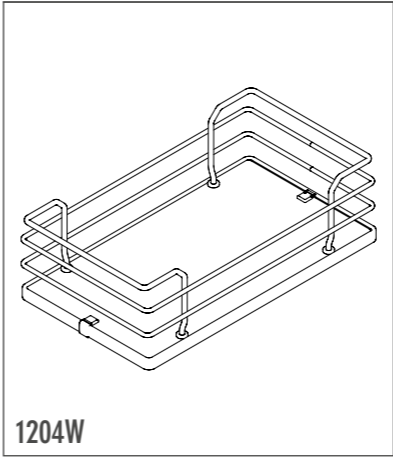
A richiesta tutti gli articoli possono essere forniti con piano in nobilitato con trattamento antiscivolo. All articles can be provided with anti-slip treated bottoms on demand.

Y = SOFT-CLOSE  
B-W = BIANCO - WHITE  
G-G = GRIGIO - GREY  
C = CROMO - CHROME  
L-W = LARGHEZZA - WIDTH  
P-D = PROFONDITA' - DEPTH  
H-H = ALTEZZA - HEIGHT



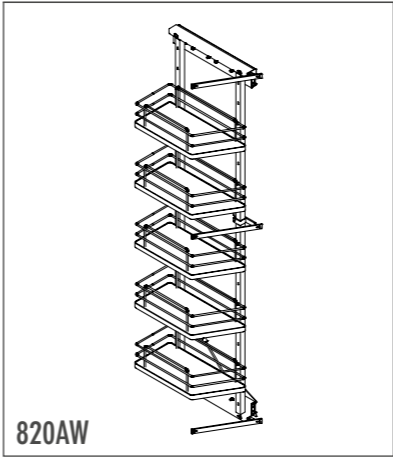
818MW

CODICE - CODE	SOFT	FINITURA FINISH	DIMENSIONI - DIMENSIONS				PORTATA KG CAPACITY KG
			MOBILE - CABINET	ARTICOLO - ITEM			
			L - W	L (min) - W (min)	P - D	H (min-max) - H (min-max)	
818MW/30-50	Y	G	300	250	500	1145/1490	120
818MW/40-50	Y	G	400	350	500	1145/1490	120
818MW/45-50	Y	G	450	400	500	1145/1490	120
818MW/60-50	Y	G	600	550	500	1145/1490	120



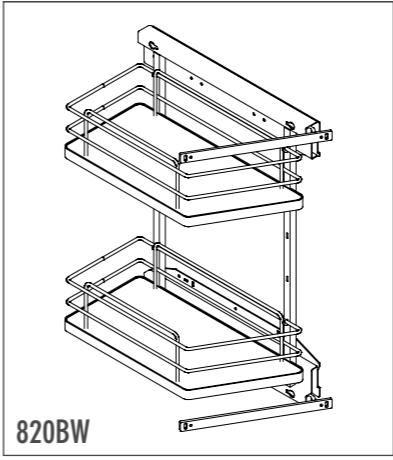
1204W

CODICE - CODE	FINITURA FINISH	FINITURA NOBILITATO MELAMINE FINISH	DIMENSIONI - DIMENSIONS				
			MOBILE - CABINET	ARTICOLO - ITEM			
			L - W	L (min) - W (min)	P - D	H - H	
1204W/30-45	C	B - W	G - G	300	230	370	120
1204W/30-50	C	B - W	G - G	300	230	420	120
1204W/40-45	C	B - W	G - G	400	330	370	120
1204W/40-50	C	B - W	G - G	400	330	420	120
1204W/45-45	C	B - W	G - G	450	380	370	120
1204W/45-50	C	B - W	G - G	450	380	420	120
1204W/60-45	C	B - W	G - G	600	530	370	120
1204W/60-50	C	B - W	G - G	600	530	420	120



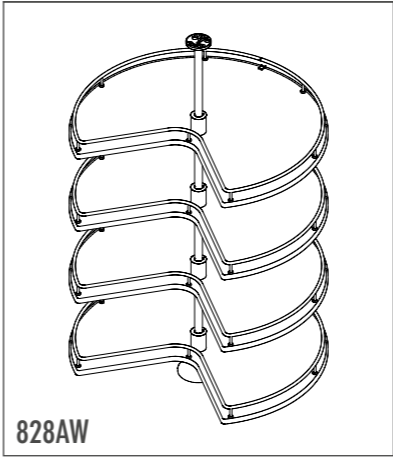
820AW

CODICE - CODE	SOFT	FINITURA FINISH	FINITURA NOBILITATO MELAMINE FINISH		DIMENSIONI - DIMENSIONS				PORTATA KG CAPACITY KG
					MOBILE - CABINET	ARTICOLO - ITEM			
					L - W	L (min) - W (min)	P - D	H - H	
820AW/30	Y	C	B - W	G - G	300	260	470	1675	35
820AW/35	Y	C	B - W	G - G	300	260	474	1675	35
820AW/45	Y	C	B - W	G - G	300	260	487	1675	35



820BW

CODICE - CODE	SOFT	FINITURA FINISH	FINITURA NOBILITATO MELAMINE FINISH	DIMENSIONI - DIMENSIONS				PORTATA KG CAPACITY KG	
				MOBILE - CABINET	ARTICOLO - ITEM				
				L - W	L (min) - W (min)	P - D	H - H		
820BW/30	Y	C	B - W	G - G	300	260	470	620	20
820BW/35	Y	C	B - W	G - G	300	260	474	620	20
820BW/45	Y	C	B - W	G - G	300	260	487	620	20



828AW

CODICE - CODE	FINITURA FINISH	FINITURA NOBILITATO MELAMINE FINISH		DIMENSIONI - DIMENSIONS			PORTATA KG CAPACITY KG
				MOBILE - CABINET	ARTICOLO - ITEM		
				L - W	DIAMETRO - DIAMETER	H - H	
828AW/700	C	B - W	G - G	764 x 764	705	1200/2000	40
828AW/800	C	B - W	G - G	864 x 864	820	1200/2000	40

collezione  
de Luxe



11

830BW835BW Genius

☐ ☒ 50

collezione  
de Luxe

Y = SOFT-CLOSE  
B-W = BIANCO - WHITE  
G-G = GRIGIO - GREY  
C = CROMO - CHROME  
L-W = LARGHEZZA - WIDTH  
P-D = PROFONDITA' - DEPTH  
H-H = ALTEZZA - HEIGHT

## This image shows a full page of blank, lined paper. It features approximately 20 evenly spaced horizontal grey lines across its entire width, providing a guide for writing. The paper itself is a clean, off-white color, and there are no margins, text, or other markings present.

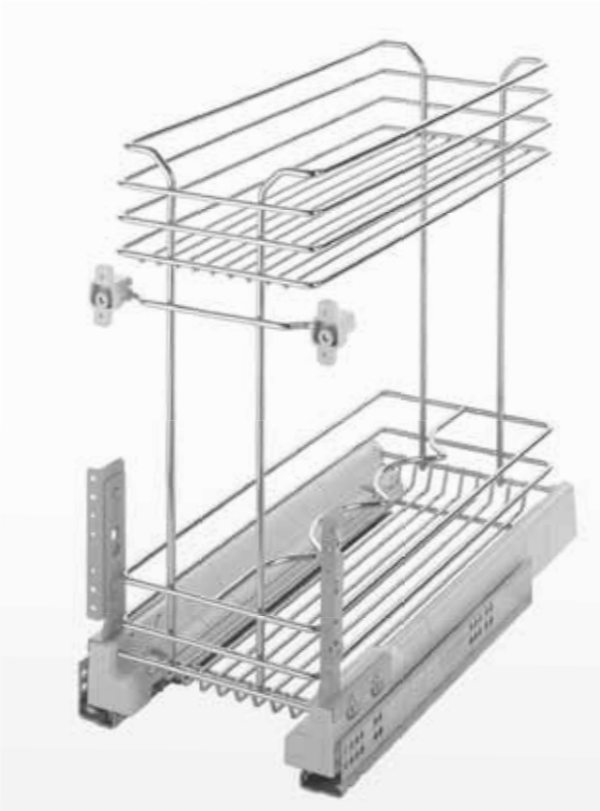


# CROMATICA

. 3102	54
. 3104	56
. 3105	57
. 3122	58
. 3202	59
. 3202D	60
. 3207	61
. 3703	62

> 3102

- Cestello estraibile due piani con portabottiglie
- Extractable basket with two shelves and bottle rack



CODICE CODE	FINITURA FINISH	MOBILE - CABINET		PORTATA KG CAPACITY (KG)
		L - W	P - D	
3102Y/30-45C	CROMO CHROME	300	460	25
3102Y/30-50C			510	
3102Y/35-45C		350	460	
3102Y/35-50C			510	
3102Y/40-45C		400	460	
3102Y/40-50C			510	
3102Y/45-45C		450	460	
3102Y/45-50C			510	
3102Y/50-45C		500	460	
3102Y/50-50C			510	
3102Y/60-45C		600	460	
3102Y/60-50C			510	



- Attacco anta: regolazione 3d
- Door bracket fixing: 3d adjustment

# > 3104

- Cestello Jolli con guide laterali
- Jolly basket with lateral slides



CODICE CODE	FINITURA FINISH	MOBILE - CABINET		PORTATA KG CAPACITY (KG)
		L - W	P - D	
3104Y/15-45C	CROMO CHROME	150	460	25
3104Y/15-50C			510	
3104Y/20-45C		200	460	
3104Y/20-50C			510	




- Divisori porta bottiglie (a richiesta)
- Plastic bottle separators (on request)



- Particolare del cestello con divisori portabottiglie
- Basket specifics with bottle separators



- Attacco anta: regolazione 3d
- Door fixing: 3d adjustment



# > 3105

- Cestello estraibile portapane e bottiglie
- Extractable breadbasket and bottle rack

CODICE CODE	FINITURA FINISH	MOBILE - CABINET		PORTATA KG CAPACITY (KG)
		L - W	P - D	
3105Y/30-45C	CROMO CHROME	300	460	25
			510	
3105Y/40-45C		400	460	
			510	



- Attacco anta parte superiore: regolazione 3d
- Door's upper side fixing



> 3122

- Cestello estraibile tre piani
- Extractable basket with tree shelves



CODICE CODE	FINITURA FINISH	MOBILE - CABINET		PORTATA KG CAPACITY (KG)
		L - W	P - D	
3122Y/30-45C	CROMO CHROME	300	460	25
3122Y/30-50C			510	
3122Y/35-45C		350	460	
3122Y/35-50C			510	
3122Y/40-45C		400	460	
3122Y/40-50C			510	
3122Y/45-45C		450	460	
3122Y/45-50C			510	
3122Y/50-45C		500	460	
3122Y/50-50C			510	
3122Y/60-45C		600	460	
3122Y/60-50C			510	



- Su Cromatica solo guide Blum
- Only Blum slides on Cromatica




- Regolazione posteriore guide/copertura
- Back slides/cover adjustment

> 3202

- Cestello cassetto con fondo grigliato
- Drawer basket with wire grille base



CODICE CODE	FINITURA FINISH	MOBILE - CABINET		PORTATA KG CAPACITY (KG)
		L - W	P - D	
3202Y/30-45C	CROMO CHROME	300	460	25
3202Y/30-50C			510	
3202Y/35-45C		350	460	
3202Y/35-50C			510	
3202Y/40-45C		400	460	
3202Y/40-50C			510	
3202Y/45-45C		450	460	
3202Y/45-50C			510	
3202Y/50-45C		500	460	
3202Y/50-50C			510	
3202Y/60-45C		600	460	
3202Y/60-50C			510	
3202Y/80-45C		800	460	
3202Y/80-50C			510	
3202Y/90-45C		900	460	
3202Y/90-50C			510	
3202Y/100-45C		1000	460	
3202Y/100-50C			510	
3202Y/120-45C		1200	460	
3202Y/120-50C			510	



- Sui cestelli della serie Cromatica è possibile utilizzare tutti gli accessori Inoxa: nella foto la pattumiera 97DA/903
- Cromatica baskets range is available with all the Inoxa accessories: the picture refers to our waste bin art.97DA/903


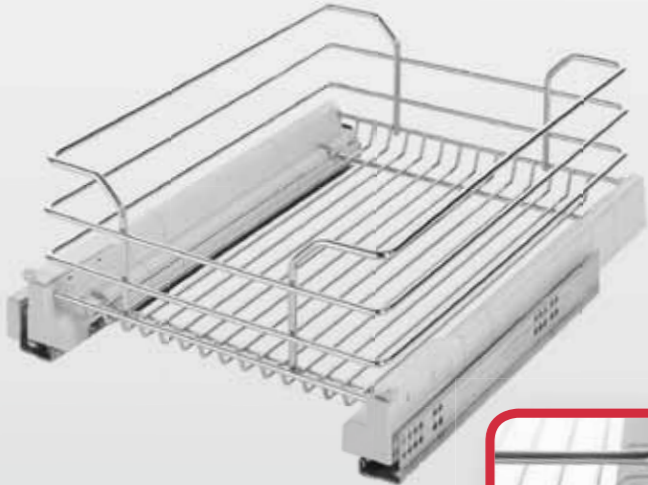



> 3202D

- Cestello cassetto con fondo grigliato con distanziali - estrazione manuale
- Drawer basket with wire grille base and spacers - manual extraction

CODICE CODE	FINITURA FINISH	MOBILE - CABINET		PORTATA KG CAPACITY (KG)
		L - W	P - D	
3202DY/30-45C	CROMO CHROME	300	460	25
3202DY/30-50C			510	
3202DY/35-45C		350	460	
3202DY/35-50C			510	
3202DY/40-45C		400	460	
3202DY/40-50C			510	
3202DY/45-45C		450	460	
3202DY/45-50C			510	
3202DY/50-45C		500	460	
3202DY/50-50C			510	
3202DY/60-45C		600	460	
3202DY/60-50C			510	
3202DY/80-45C		800	460	
3202DY/80-50C			510	
3202DY/90-45C		900	460	
3202DY/90-50C			510	
3202DY/100-45C		1000	460	
3202Y/100-50C			510	
3202DY/120-45C		1200	460	
3202DY/120-50C			510	

- Rotellina salva anta
- Door protection wheel

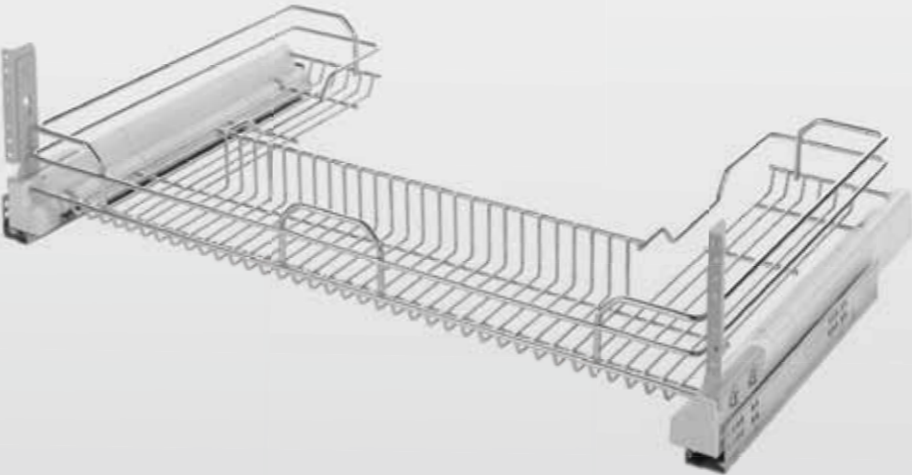


- Distanziali per fianco da 16 mm (a richiesta)
- 16 mm spacers for side panels (on request)

> 3207

- Cestello cassetto sottolavello
- Undersink drawer basket

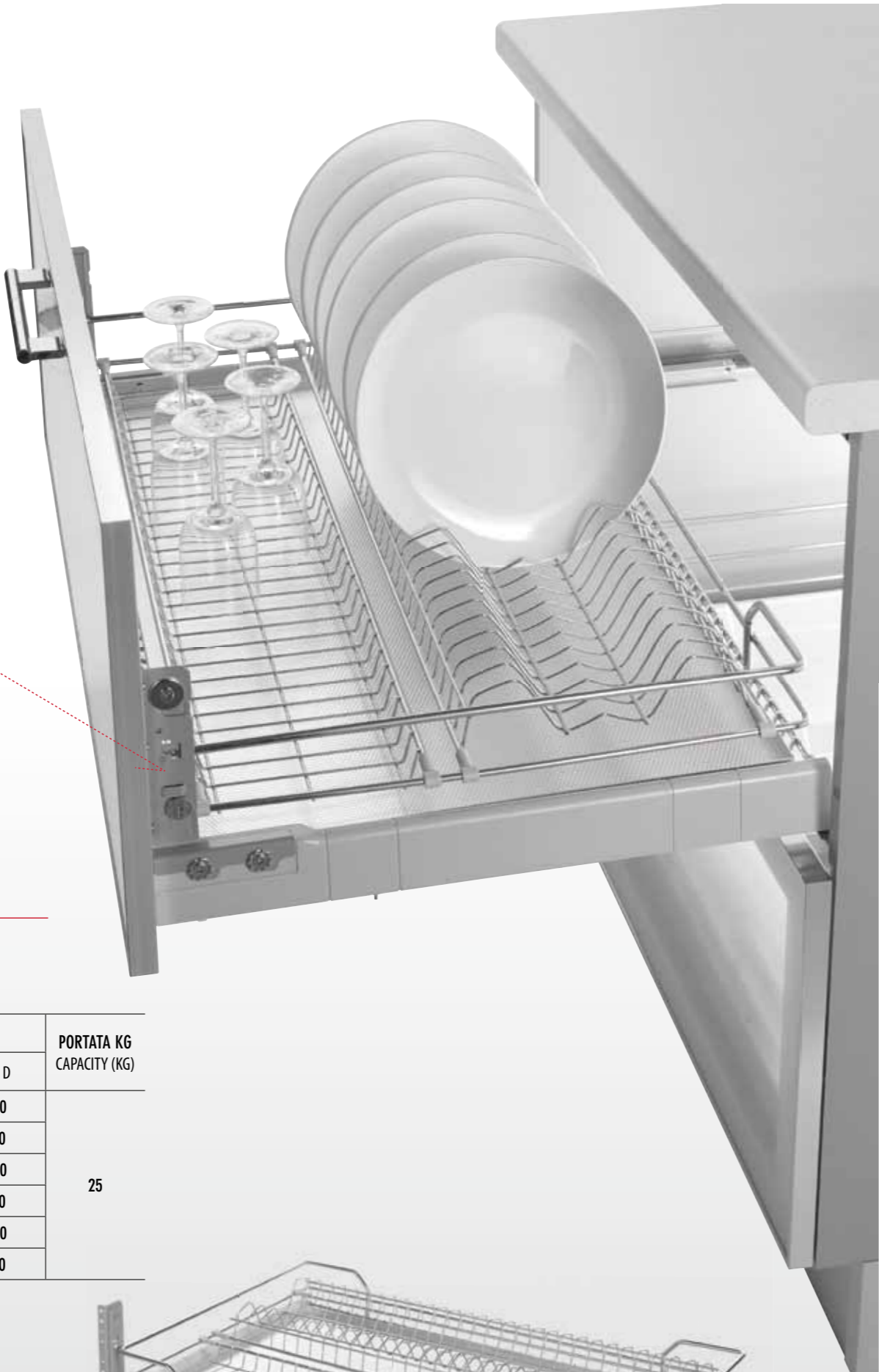
CODICE CODE	FINITURA FINISH	MOBILE - CABINET		PORTATA KG CAPACITY (KG)
		L - W	P - D	
3207Y/60-45C	CROMO CHROME	600	460	25
3207Y/60-50C			510	
3207Y/80-45C		800	460	
3207Y/80-50C			510	
3207Y/90-45C		900	460	
3207Y/90-50C			510	
3207Y/100-45C		1000	460	
3207Y/100-50C			510	
3207Y/120-45C		1200	460	
3207Y/120-50C			510	



- Sui cestelli della serie Cromatica è possibile utilizzare tutti gli accessori Inoxa: nella foto il portaspugne art.99
- Cromatica baskets range is available with all the Inoxa accessories: the picture refers to our sponge tray art.99



- Particolare dell'aggancio e regolazione anteriore guida/copertura
- Hook and front slides rails/cover adjustment

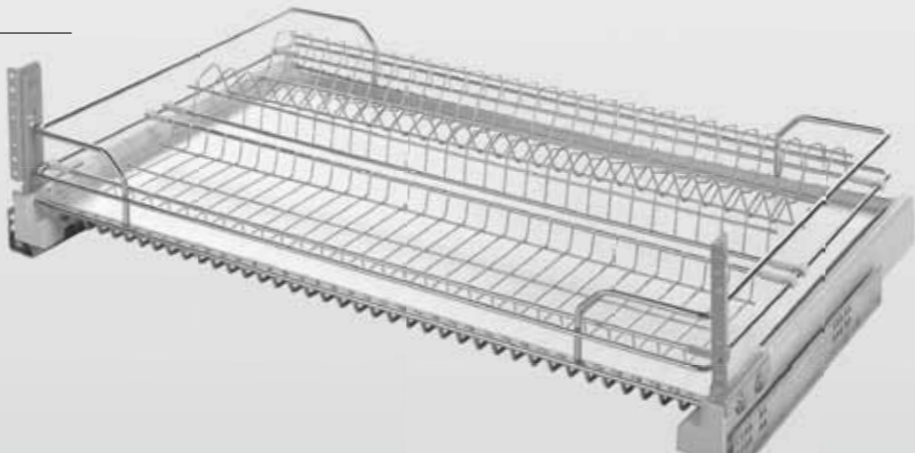


## > 3703

- Scolapiatti estraibile per base
- Extractable draining rack for base

CODICE CODE	FINITURA FINISH	MOBILE - CABINET		PORTATA KG CAPACITY (KG)
		L - W	P - D	
3703Y/45-45XC	CROMO CHROME	600	460	25
3703Y/45-50XC			510	
3703Y/60-45XC		800	460	
3703Y/60-50XC			510	
3703Y/90-45XC		900	460	
3703Y/90-50XC			510	

- Griglie scolapiatti inox (AISI304)
- Draining rack grille in stinless steel (AISI304)



Tutti i cestelli sono equipaggiati con guide Blum

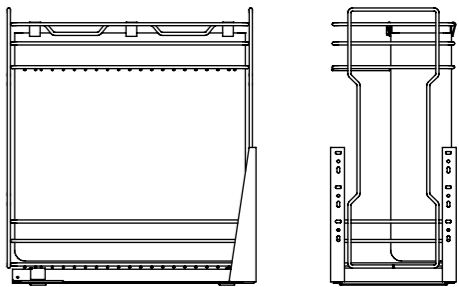
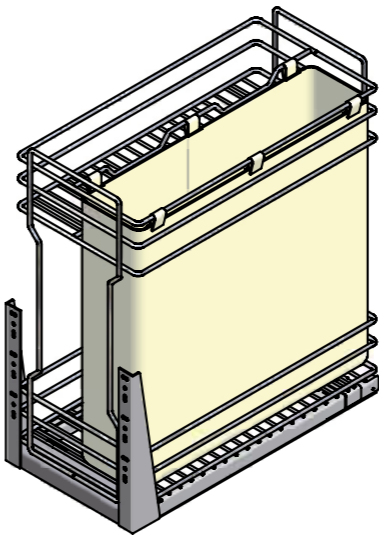
Perfecting motion 

# Serie Easy

## Easy range

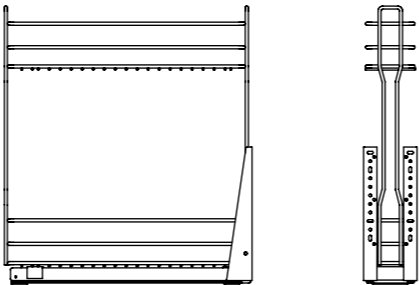
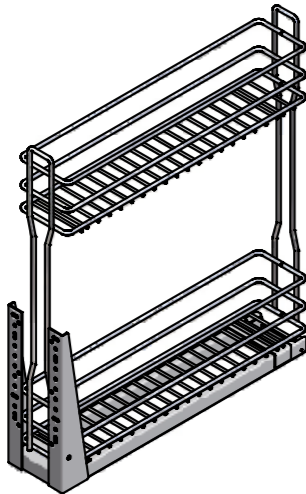
FORME RINNOVATE E PRATICHE | IMPROVED AND PRACTICAL SHAPES

- CESTELLI AD ESTRAZIONE PARZIALE SU CARRELLO O CON GUIDE A RULLO.
- PARTIALLY EXTRACTABLE BASKETS ON TROLLEYS OR WITH ROLLER GUIDE RAILS.



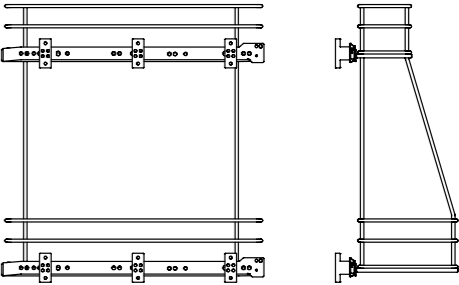
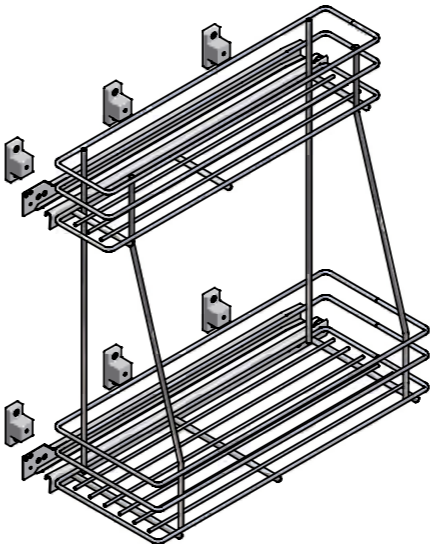
Cestello estraibile portapane e bottiglie.  
Extractable breadbasket and bottle rack.

CODICE CODE	FINITURA FINISH		MOBILE - CABINET		PORTATA KG CAPACITY (KG)
			L - W	P - D	
105R/30-45	G	C	300	450	25
				500	
105R/40-45	G	C	400	450	25
				500	



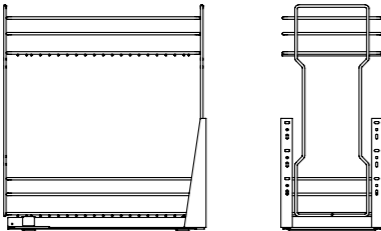
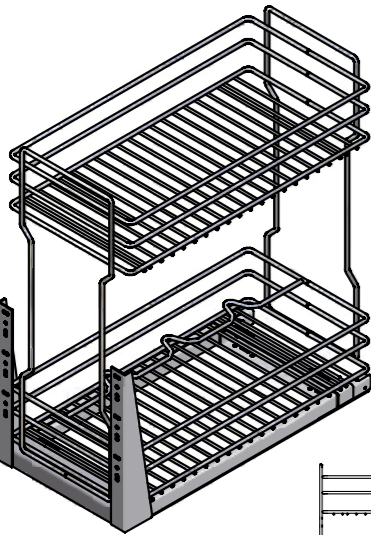
Cestello estraibile due piani.  
Extractable basket with two shelves.

CODICE CODE	FINITURA FINISH		MOBILE - CABINET		PORTATA KG CAPACITY (KG)
			L - W	P - D	
101R/15-28	G	C	150	280	25
101R/15-45				450	
101R/15-50				500	



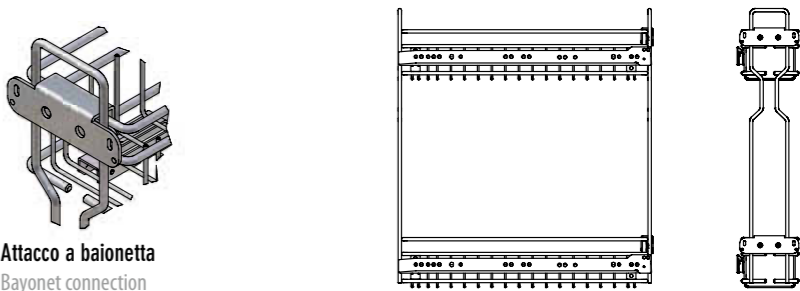
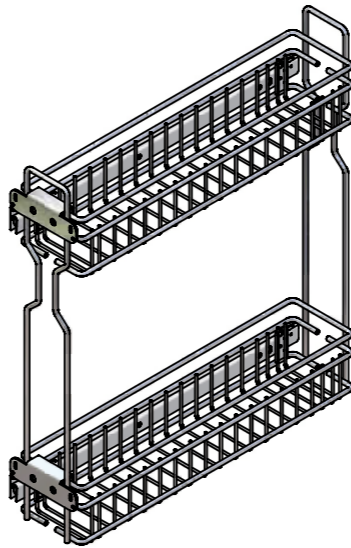
Cestello portadetersivi con guide laterali sx e distanziali.  
Cleaning products rack with guide rails on the left-hand side and spacers.

CODICE CODE	FINITURA FINISH		MOBILE - CABINET		PORTATA KG CAPACITY (KG)
			L - W	P - D	
107R/45	C		300	450	25



Cestello estraibile due piani con portabottiglie.  
Extractable basket with two shelves and bottle rack.

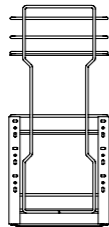
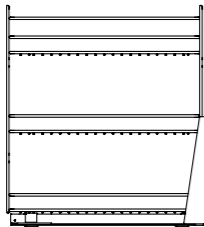
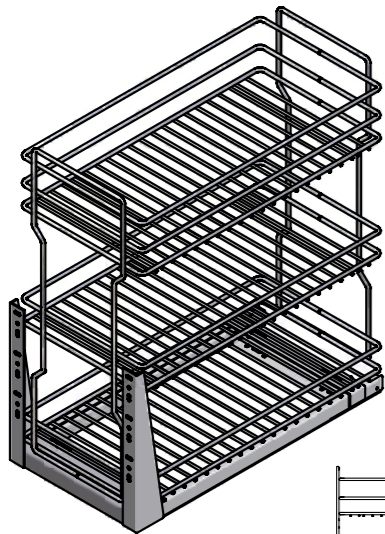
CODICE CODE	FINITURA FINISH		MOBILE - CABINET		PORTATA KG CAPACITY (KG)
			L - W	P - D	
102R/20-45	G	C	200	450	25
102R/20-50				500	
102R/30-45	G	C	300	450	25
102R/30-50				500	
102R/40-45	G	C	400	450	25
102R/40-50				500	
102R/45-45	G	C	450	450	25
102R/45-50				500	
102R/60-45	G	C	600	450	25
102R/60-50				500	



Attacco a baionetta  
Bayonet connection

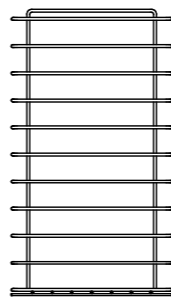
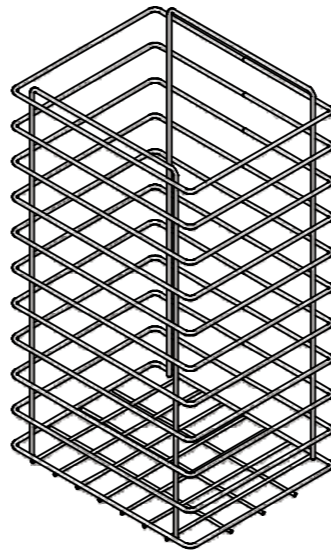
Cestello Jolli con guide laterali sx (per base e pensile).  
Jolli basket with guide rails on the left-hand side (for base and wall cabinet installation).

CODICE CODE	FINITURA FINISH		MOBILE - CABINET		PORTATA KG CAPACITY (KG)
			L - W	P - D	
108/15-28	G	C	150	280	25
108/15-45				450	
108/15-50				500	



Cestello estraibile tre piani.  
Extractable basket with three shelves.

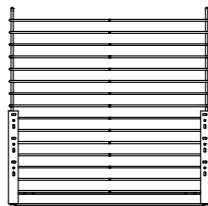
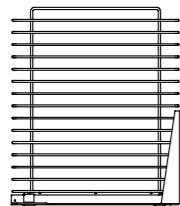
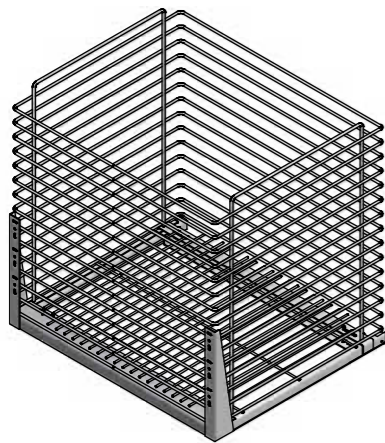
CODICE CODE	FINITURA FINISH		MOBILE - CABINET		PORTATA KG CAPACITY (KG)
			L - W	P - D	
122R/15-45	G	C	150	450	25
122R/15-50				500	
122R/20-45	G	C	200	450	25
122R/20-50				500	
122R/30-45	G	C	300	450	25
122R/30-50				500	
122R/40-45	G	C	400	450	25
122R/40-50				500	
122R/45-45	G	C	450	450	25
122R/45-50				500	
122R/60-45	G	C	600	450	25
122R/60-50				500	



Cesto portabiancheria asportabile.  
Removable linen basket.

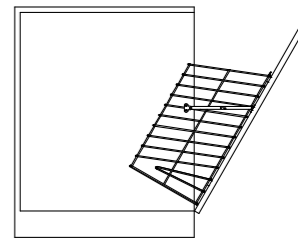
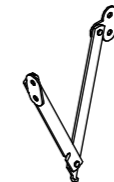
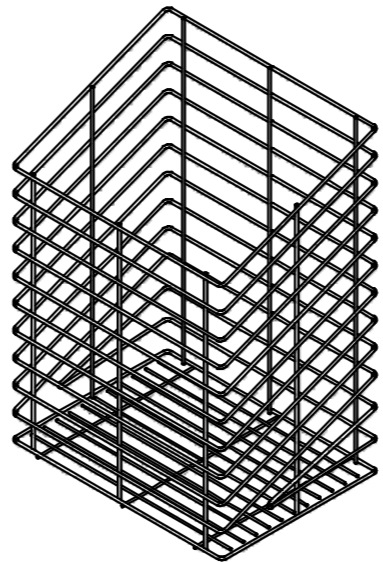
CODICE CODE	FINITURA FINISH		MOBILE - CABINET		PORTATA KG CAPACITY (KG)
			L - W	P - D	
124/30-29	G	C	300	290	
124/23-28	G	C	230	285	

ALTEZZA 564  
ALTEZZA 500



Cesto portabiancheria.  
Linen basket.



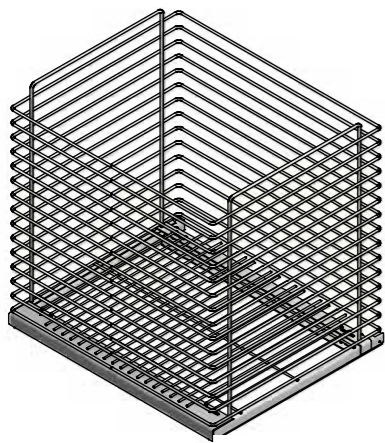


CODICE CODE	FINITURA FINISH		MOBILE - CABINET		PORTATA KG CAPACITY (KG)
			L - W	P - D	
123A/30-45	G	C	300	450	25
123A/40-45	G	C	400	450	25
123A/45-45	G	C	450	450	25
123A/60-45	G	C	600	450	25



ART. 125AT Asta snodata (inclusa).  
ART. 125AT Jointed rod (included).

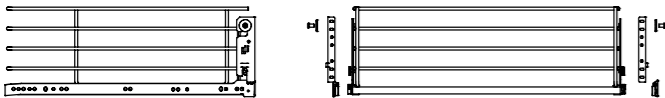
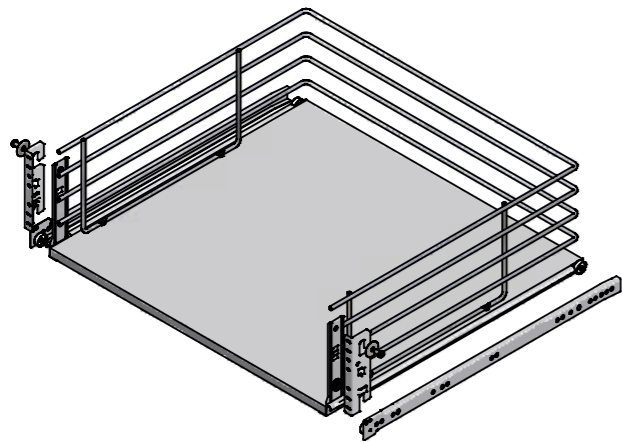
Cesto portabiancheria per porta a ribalta.  
Linen basket for sloping door.

CODICE CODE	FINITURA FINISH		MOBILE - CABINET		PORTATA KG CAPACITY (KG)
			L - W	P - D	
125/30-30	G	C	300	270	
125/35-30	G	C	350	270	
125/40-30	G	C	400	270	
125/45-30	G	C	450	270	
125/50-30	G	C	500	270	
125/60-30	G	C	600	270	



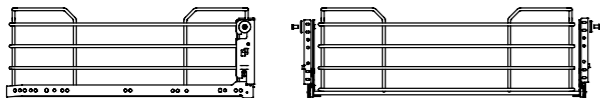
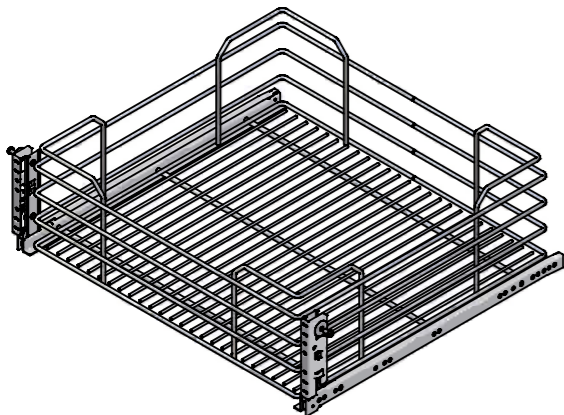
Cesto portabiancheria - estrazione manuale.  
Linen basket - manual extraction.

CODICE CODE	FINITURA FINISH		MOBILE - CABINET		PORTATA KG CAPACITY (KG)
			L - W	P - D	
123AS/30-45	G	C	300	450	25
123AS/40-45	G	C	400	450	25
123AS/45-45	G	C	450	450	25
123AS/60-45	G	C	600	450	25



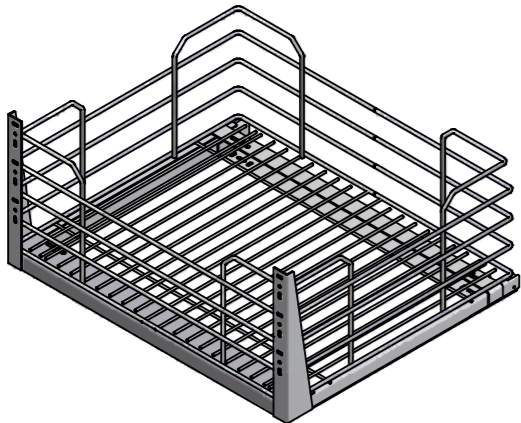

Cestello cassetto tre lati con fondo in legno.  
Three-sided drawer basket with wooden base.

CODICE CODE	FINITURA FINISH		MOBILE - CABINET		PORTATA KG CAPACITY (KG)
			L - W	P - D	
201/30-45	G	C	300	450	25
201/30-50				500	
201/40-45	G	C	400	450	25
201/40-50				500	
201/45-45	G	C	450	450	25
201/45-50				500	
201/60-45	G	C	600	450	25
201/60-50				500	
201/90-45	G	C	900	450	25
201/90-50				500	



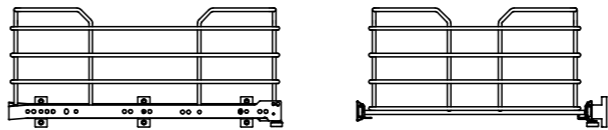
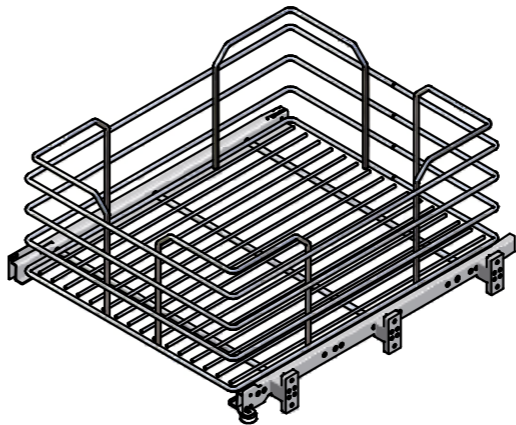
Cestello cassetto con fondo grigliato.  
Drawer basket with wire grille base.

CODICE CODE	FINITURA FINISH		MOBILE - CABINET		PORTATA KG CAPACITY (KG)
			L - W	P - D	
202/30-45	G	C	300	450	25
202/30-50				500	
202/40-45	G	C	400	450	25
202/40-50				500	
202/45-45	G	C	450	450	25
202/45-50				500	
202/60-45	G	C	600	450	25
202/60-50				500	
202/80-45	G	C	800	450	25
202/80-50				500	
202/90-45	G	C	900	450	25
202/90-50				500	



Cestello cassetto su carrello con fondo grigliato.  
Drawer basket on trolley with wire grille base.

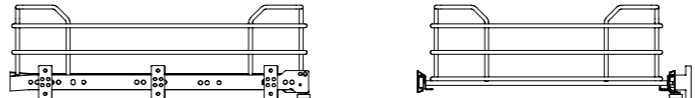
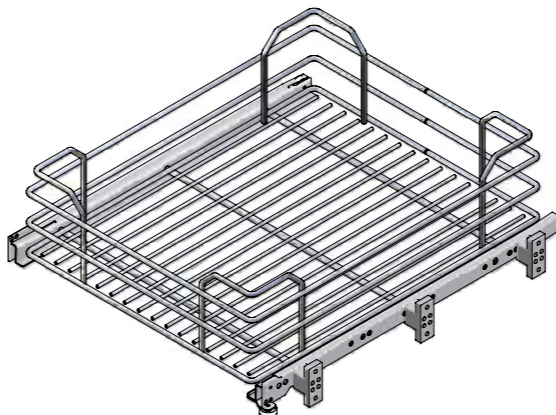
CODICE CODE	FINITURA FINISH		MOBILE - CABINET		PORTATA KG CAPACITY (KG)
			L - W	P - D	
202C/30-45	G	C	300	450	25
202C/30-50				500	
202C/40-45	G	C	400	450	25
202C/40-50				500	
202C/45-45	G	C	450	450	25
202C/45-50				500	
202C/60-45	G	C	600	450	25
202C/60-50				500	



Cestello cassetto con fondo grigliato con distanziali - estrazione manuale - h.170 mm.  
Drawer basket with wire grille base and spacers - manual extraction - h. 170 mm.

CODICE CODE	FINITURA FINISH		MOBILE - CABINET		PORTATA KG CAPACITY (KG)
			L - W	P - D	
202D/30-45	G	C	300	450	25
202D/30-50				500	
202D/40-45	G	C	400	450	25
202D/40-50				500	
202D/45-45	G	C	450	450	25
202D/45-50				500	
202D/60-45	G	C	600	450	25
202D/60-50				500	
202D/80-45	G	C	800	450	25
202D/80-50				500	
202D/90-45	G	C	900	450	25
202D/90-50				500	

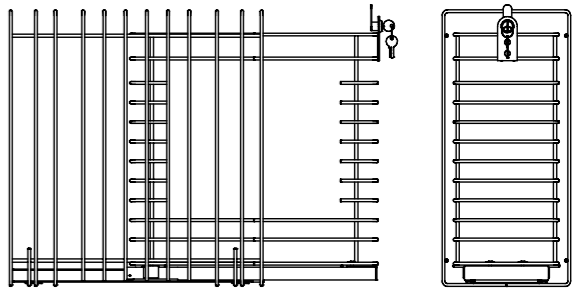

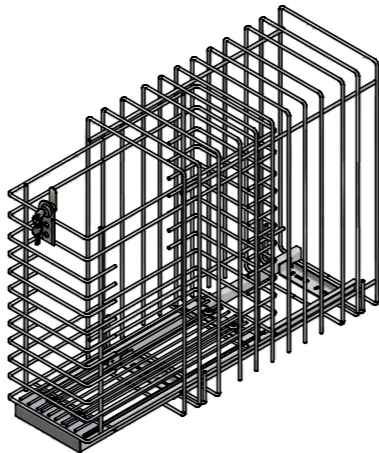
H 170 mm. - H 170 mm.



Cestello cassetto con fondo grigliato con distanziali - estrazione manuale - h.120 mm.  
Drawer basket with wire grille base and spacers - manual extraction - h. 120 mm.

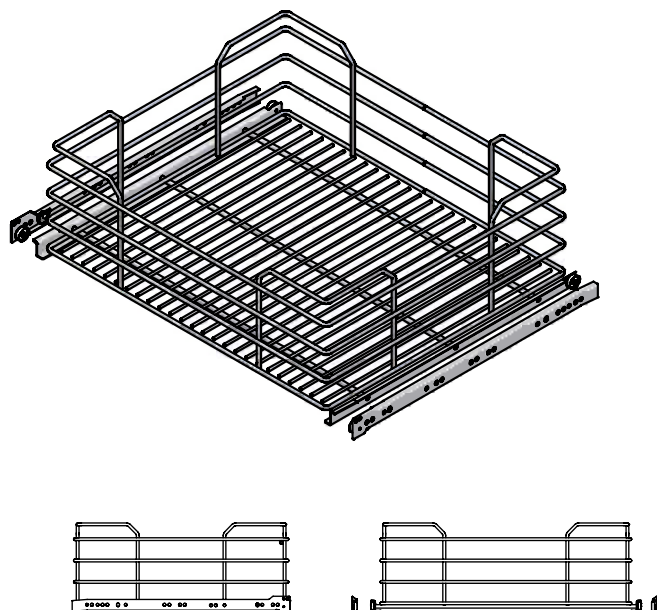
CODICE CODE	FINITURA FINISH		MOBILE - CABINET		PORTATA KG CAPACITY (KG)
			L - W	P - D	
202DB/30-45	G	C	300	450	25
202DB/30-50				500	
202DB/40-45	G	C	400	450	25
202DB/40-50				500	
202DB/45-45	G	C	450	450	25
202DB/45-50				500	
202DB/60-45	G	C	600	450	25
202DB/60-50				500	
202DB/80-45	G	C	800	450	25
202DB/80-50				500	
202DB/90-45	G	C	900	450	25
202DB/90-50				500	

H 130 mm. - H 130 mm.



Cestello portadetersivi con serratura di sicurezza.  
Cleaning products basket with safety lock.

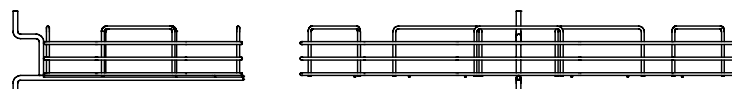
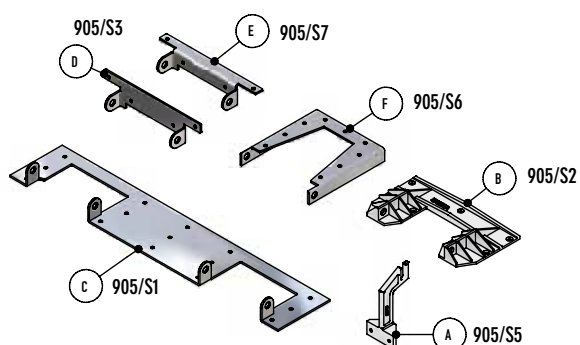
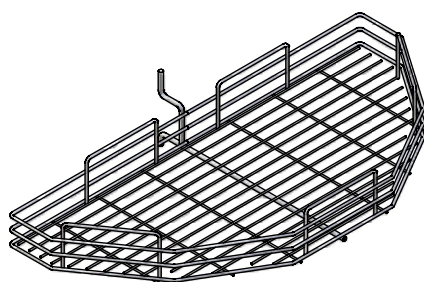
CODICE CODE	FINITURA FINISH		MOBILE - CABINET		PORTATA KG CAPACITY (KG)
			L - W	P - D	
302	C		300	450	25



Cestello cassetto con fondo grigliato – estrazione manuale.

Drawer basket with wire grille base - manual extraction.

CODICE CODE	FINITURA FINISH		MOBILE - CABINET		PORTATA KG CAPACITY (KG)
			L - W	P - D	
202S/30-45	G	C	300	450	25
202S/30-50				500	
202S/40-45	G	C	400	450	25
202S/40-50				500	
202S/45-45	G	C	450	450	25
202S/45-50				500	
202S/60-45	G	C	600	450	25
202S/60-50				500	
202S/80-45	G	C	800	450	25
202S/80-50				500	
202S/90-45	G	C	900	450	25
202S/90-50				500	



Cestello girevole mezzaluna.

B, C, D, E, F - Staffe per aggancio cestello mezzaluna.

A - Staffa per estrazione cesto mezzaluna con anta.

Rotating half-moon basket.

B, C, D, E, F - Brackets used when hanging the half-moon basket.

A - Bracket for the extraction of the half-moon basket with the cabinet door.

CODICE CODE	FINITURA FINISH		MOBILE - CABINET		PORTATA KG CAPACITY (KG)
			L - W	P - D	
301/66(1)	G	C	800	450	15
301/76(2)	G	C	900	500	15

(1) Larghezza anta di apertura minimo 400 mm.

(2) Larghezza anta di apertura minimo 450 mm.

(1) Minimum opening door width 400 mm.

(2) Minimum opening door width 450 mm.

# Serie Quadro

## Quadro range

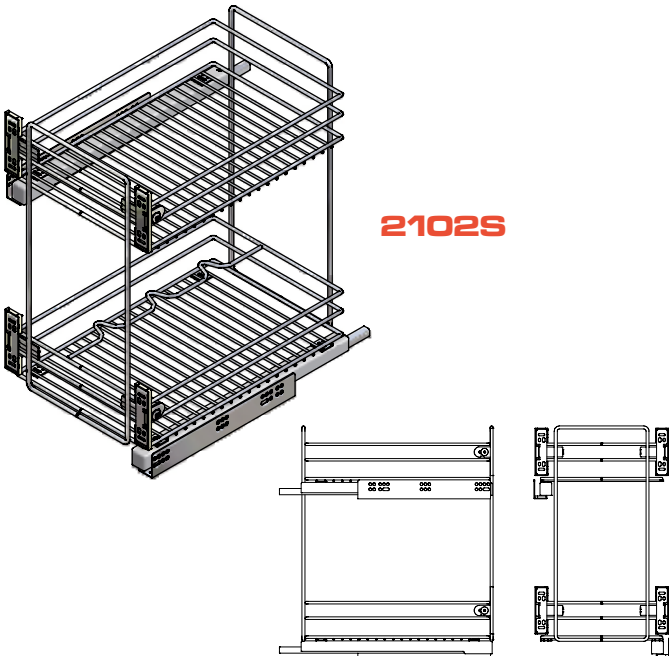
DESIGN SEMPLICE ED ALTISSIMA FUNZIONALITA'. | SIMPLE AND HIGHLY FUNCTIONAL DESIGN.

EQUIPAGGIATO CON GUIDE "SALICE"  
FITTED WITH "SALICE" GUIDE RAILS

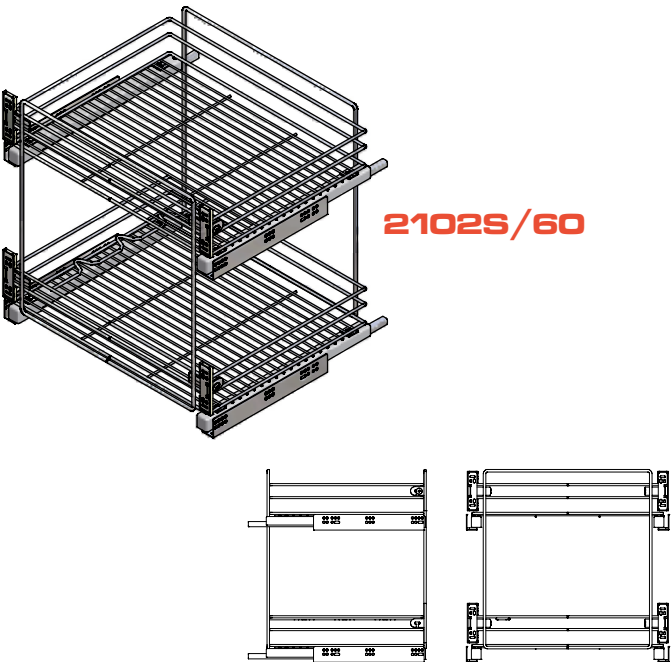
**SALICE**

Made in Italy

- CESTELLI AD ESTRAZIONE PARZIALE MAGGIORATA (ESTRAIBILITÀ 90%) EQUIPAGGIATI CON GUIDE "SALICE".
  - I CESTELLI VENGONO PRODOTTI DI SERIE CON LE GUIDE SFALSATE. A RICHIESTA VENGONO PRODOTTI CON GUIDE SOTTO. PER RICHIEDERE I CESTELLI CON QUESTE CARATTERISTICHE INSERIRE "N" DOPO IL CODICE PADRE (es.:2102SNY/30-50).
  - CHIUSURA AMMORTIZZATA DI SERIE.
  - I CESTELLI SONO PRODOTTI CON GUIDE PROFONDITÀ 470 MM.
  - GLI ARTICOLI 2102 E 2122 PER MOBILE DA 60 SONO EQUIPAGGIATI DI SERIE CON N.4 GUIDE.
- 
- BASKETS WITH INCREASED PARTIAL EXTRACTION (90% EXTRACTABILITY), EQUIPPED WITH "SALICE" GUIDE RAILS.
  - BASKETS ARE MANUFACTURED WITH STAGGERED GUIDE RAILS AS STANDARD. THEY MAY BE MANUFACTURED WITH GUIDE RAILS UNDERNEATH ON REQUEST. TO REQUEST BASKETS WITH THESE FEATURES ENTER "N" AFTER THE PARENT CODE (e.g. 2102SNY/30-50).
  - SOFT CLOSE AS STANDARD.
  - THE BASKETS ARE MANUFACTURED WITH A GUIDE RAIL DEPTH OF 470 MM.
  - ITEMS 2102 AND 2122 FOR CABINETS MEASURING 60 ARE EQUIPPED WITH 4 GUIDE RAILS AS STANDARD.



2102S



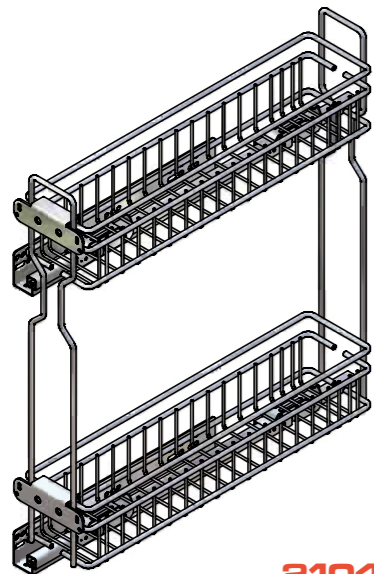
2102S/60

Cestello estraibile due piani con portabottiglie.  
Extractable basket with two shelves and bottle rack.

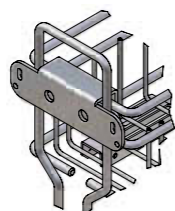
CODICE CODE	FINITURA FINISH	MOBILE - CABINET		PORTATA KG CAPACITY (KG)
		L - W	P - D	
2102SY/30-50	C	300	470	25
2102SY/40-50	C	400	470	25
2102SY/45-50	C	450	470	25
2102SY/60-50	C	600	470	25

L'articolo per mobile da 60 viene prodotto di serie con 4 guide.  
The item for cabinets measuring 60 is manufactured with 4 guide rails as standard.

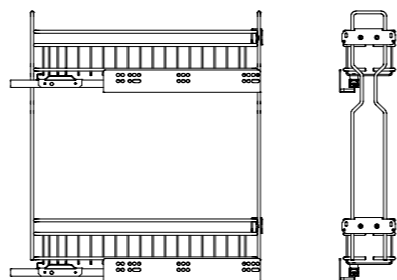
- I cestelli vengono prodotti di serie con le guide sfalsate. A richiesta vengono prodotti con guide sotto. Chiusura ammortizzata (soft-close) di serie.
- Baskets are manufactured with staggered guide rails as standard. They may be manufactured with guide rails underneath on request. Soft-close are standard.



2104S

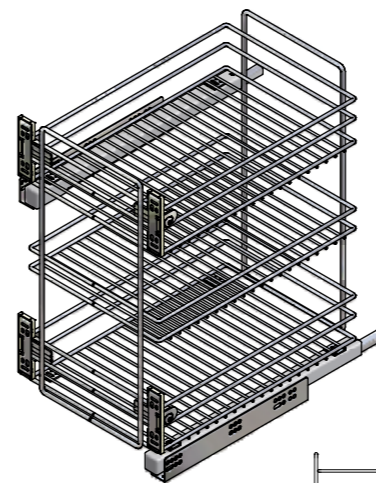


Attacco a baionetta  
Bayonet connection

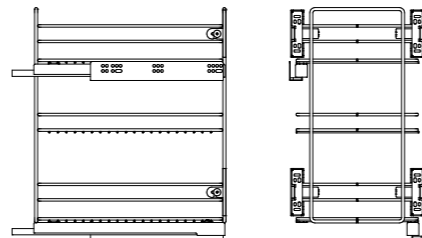


Cestello Jolli con guide laterali sx (per base e pensile).  
Jolli basket with guide rails on the left-hand side (for base and wall cabinet installation).

CODICE CODE	FINITURA FINISH	MOBILE - CABINET		PORTATA KG CAPACITY (KG)
		L - W	P - D	
2104SY/15-28	C	150	280	25
2104SY/15-50	C	150	470	25




2122S

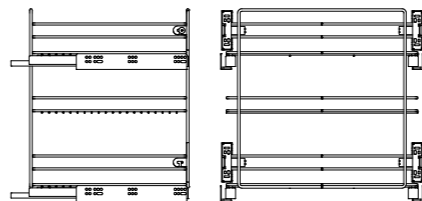


Cestello estraibile tre piani.  
Extractable basket with three shelves.

CODICE CODE	FINITURA FINISH	MOBILE - CABINET		PORTATA KG CAPACITY (KG)
		L - W	P - D	
2122SY/30-50	C	300	470	25
2122SY/40-50	C	400	470	25
2122SY/45-50	C	450	470	25
2122SY/60-50	C	600	470	25



2122S/60



- I cestelli vengono prodotti di serie con le guide sfalsate. A richiesta vengono prodotti con guide sotto. Chiusura ammortizzata (soft-close) di serie.  
- Baskets are manufactured with staggered guide rails as standard. They may be manufactured with guide rails underneath on request. Soft-close are standard.

L'articolo per mobile da 60 viene prodotto di serie con 4 guide.  
The item for cabinets measuring 60 is manufactured with 4 guide rails as standard.

Cestello estraibile portapane e bottiglie.  
Extractable breadbasket and bottle rack.

CODICE CODE	FINITURA FINISH	MOBILE - CABINET		PORTATA KG CAPACITY (KG)
		L - W	P - D	
2105SY/30-50	C	300	470	25
2102SY/40-50	C	400	470	25
2102SY/45-50	C	450	470	25

- I cestelli vengono prodotti di serie con le guide sfalsate. A richiesta vengono prodotti con guide sotto. Chiusura ammortizzata (soft-close) di serie.  
- Baskets are manufactured with staggered guide rails as standard. They may be manufactured with guide rails underneath on request. Soft-close are standard.

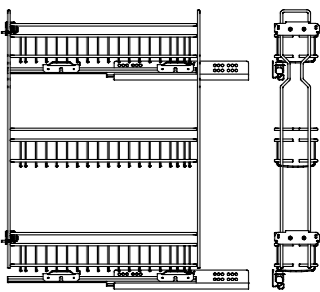
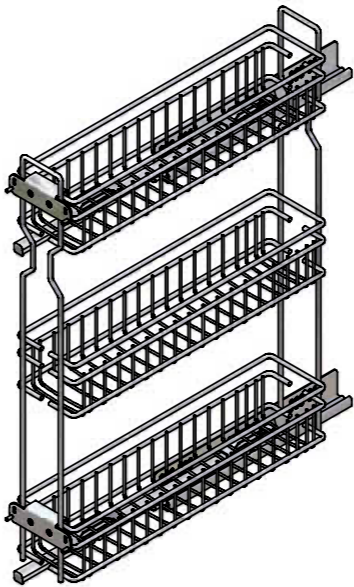
Serie Gold  
Gold range

LINEE ORIGINALI STILE RAFFINATO GUSTO HI-TECH. | ORIGINAL LINES, ELEGANT STYLE, HI-TECH TASTE.

EQUIPAGGIATO CON GUIDE "HETTICH"  
FITTED WITH "HETTICH" GUIDE RAILS



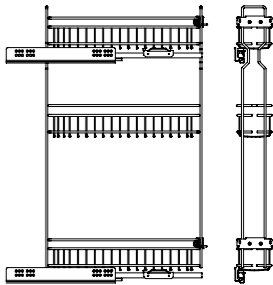
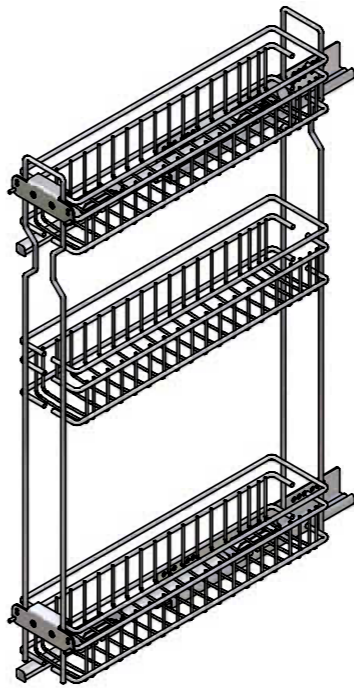
Made in Germany



Cestello Jolli tre piani con guide laterali sx (per base e pensile).  
Jolli basket with three shelves and guide rails on the left-hand side (for base and wall cabinet installation).

CODICE CODE	SOFT SOFT	FINITURA FINISH	MOBILE - CABINET		PORTATA KG CAPACITY (KG)
			L - W	P - D	
1114/15-28	Y	C	150	280	25
1114/15-45	Y	C	150	450	25
1114/15-50				500	

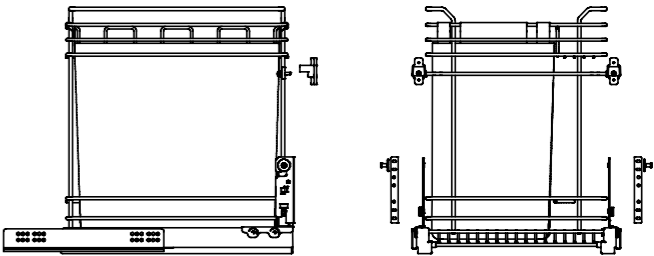
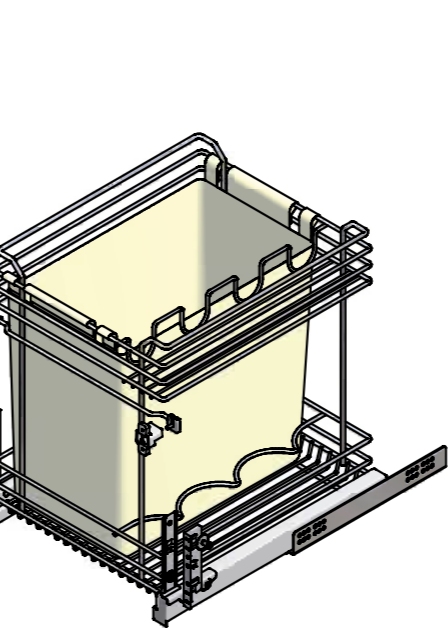
H. 600 MM - H. 600 mm



Cestello Jolli tre piani con guide laterali sx (per colonna e pensile).  
Jolli basket with three shelves and guide rails on the left-hand side (for column and wall cabinet installation).

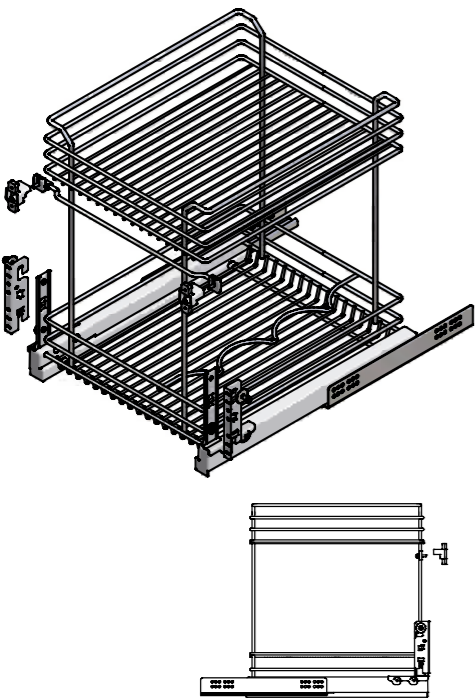
CODICE CODE	SOFT SOFT	FINITURA FINISH	MOBILE - CABINET		PORTATA KG CAPACITY (KG)
			L - W	P - D	
1124/15-28	Y	C	150	280	25
1124/15-45	Y	C	150	450	25
1124/15-50				500	

H. 750 MM - H. 750 mm



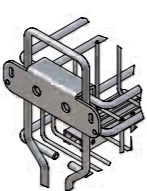
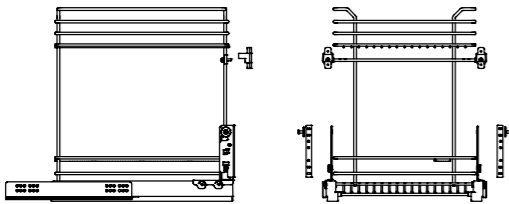
Cestello estraibile portapane e bottiglie.  
Extractable breadbasket and bottle rack.

CODICE CODE	SOFT SOFT	FINITURA FINISH	MOBILE - CABINET		PORTATA KG CAPACITY (KG)
			L - W	P - D	
1105/30-45	Y	C	300	450	25
1105/40-45	Y	C	400	450	25
1105/45-45	Y	C	450	450	25

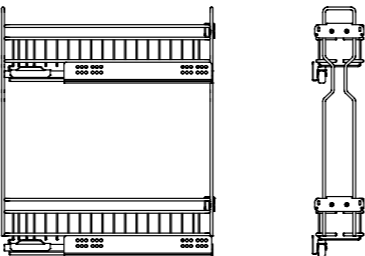


Cestello estraibile due piani con portabottiglie.  
Extractable basket with two shelves and bottle rack.

CODICE CODE	SOFT SOFT	FINITURA FINISH	MOBILE - CABINET		PORTATA KG CAPACITY (KG)
			L - W	P - D	
1102/30-45	Y	C	300	450	25
1102/30-50				500	
1102/35-45	Y	C	350	450	25
1102/35-50				500	
1102/40-45	Y	C	400	450	25
1102/40-50				500	
1102/45-45	Y	C	450	450	25
1102/45-50				500	
1102/50-45	Y	C	500	450	25
1102/50-50				500	
1102/60-45	Y	C	600	450	25
1102/60-50				500	



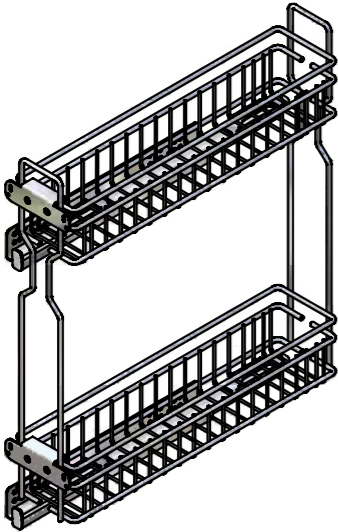
Attacco a baionetta  
Bayonet connection



Cestello Jolli con guide laterali sx (per base e pensile).  
Jolli basket with guide rails on the left-hand side (for base and wall cabinet installation).

CODICE CODE	SOFT SOFT	FINITURA FINISH	MOBILE - CABINET		PORTATA KG CAPACITY (KG)
			L - W	P - D	
1104/15-28	Y	C	150	280	25
1104/15-45	Y	C	150	450	25
1104/15-50				500	
1104/20-45	Y	C	200	450	25
1104/20-50				500	

H. 500 MM - H. 500 mm



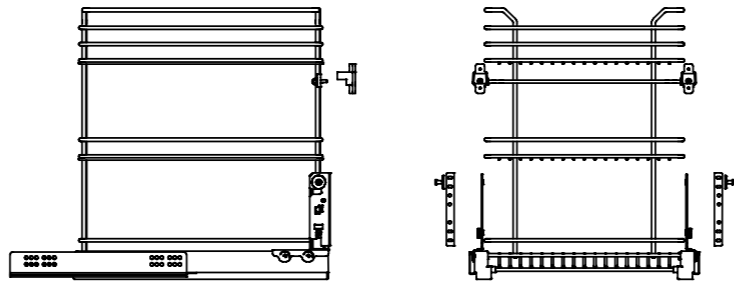
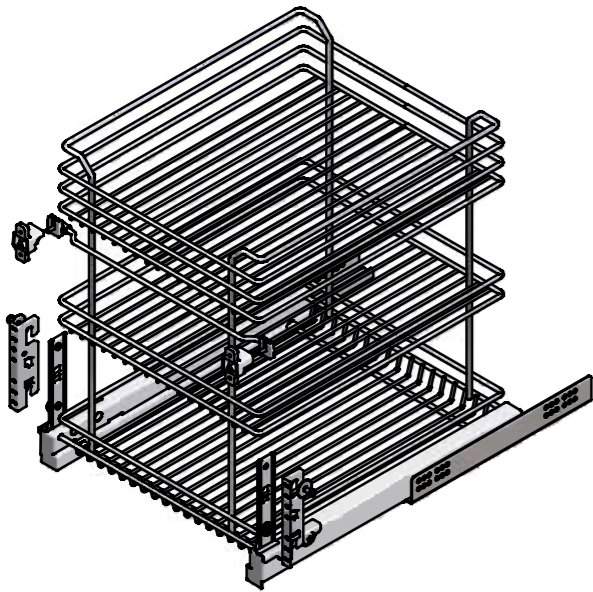
1102  
Serie Gold | Gold range

1104  
Serie Gold | Gold range

1114  
Serie Gold | Gold range

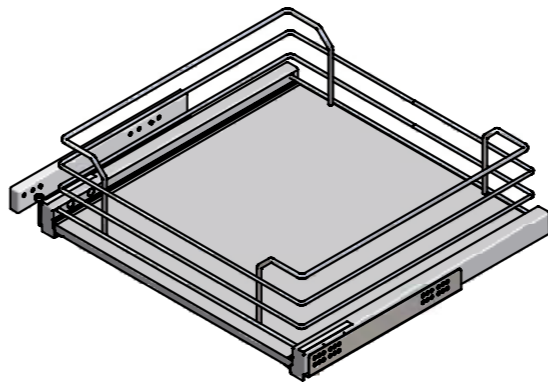
1124  
Serie Gold | Gold range

1105  
Serie Gold | Gold range



Cestello estraibile tre piani.  
Extractable basket with three shelves.

CODICE CODE	SOFT SOFT	FINITURA FINISH	MOBILE - CABINET		PORTATA KG CAPACITY (KG)
			L - W	P - D	
1122/30-45	Y	C	300	450	25
1122/30-50				500	
1122/35-45	Y	C	350	450	25
1122/35-50				500	
1122/40-45	Y	C	400	450	25
1122/40-50				500	
1122/45-45	Y	C	450	450	25
1122/45-50				500	
1122/50-45	Y	C	500	450	25
1122/50-50				500	
1122/60-45	Y	C	600	450	25
1122/60-50				500	

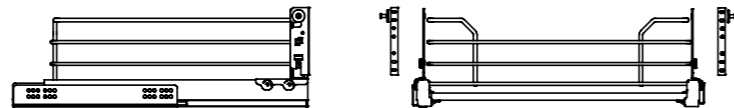
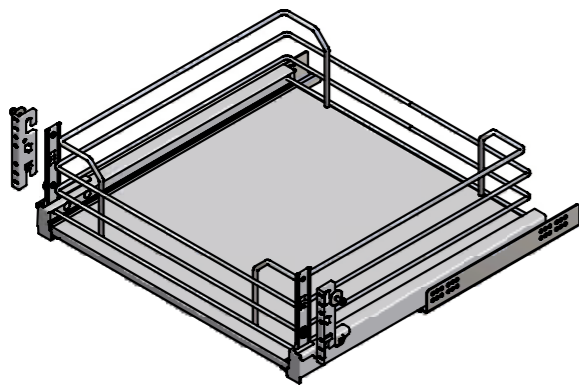


Cestello cassetto con fondo in legno con distanziali – estrazione manuale.  
Drawer basket with wooden base and spacers - manual extraction.

CODICE CODE	SOFT SOFT	FINITURA FINISH	MOBILE - CABINET		PORTATA KG CAPACITY (KG)
			L - W	P - D	
1201D/30-45	Y	C	300	450	25
1201D/30-50				500	
1201D/35-45	Y	C	350	450	25
1201D/35-50				500	
1201D/40-45	Y	C	400	450	25
1201D/40-50				500	
1201D/45-45	Y	C	450	450	25
1201D/45-50				500	
1201D/50-45	Y	C	500	450	25
1201D/50-50				500	



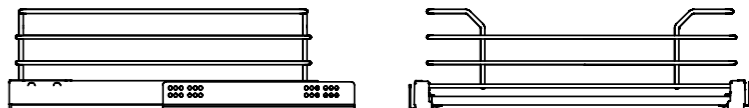
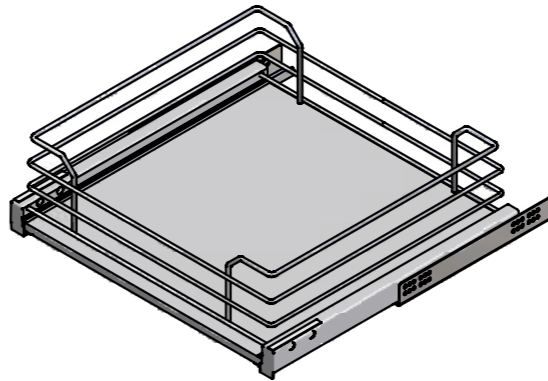
CODICE CODE	SOFT SOFT	FINITURA FINISH	MOBILE - CABINET		PORTATA KG CAPACITY (KG)
			L - W	P - D	
1201D/60-45	Y	C	600	450	25
1201D/60-50				500	
1201D/80-45	Y	C	800	450	25
1201D/80-50				500	
1201D/90-45	Y	C	900	450	25
1201D/90-50				500	
1201D/120-45	Y	C	1200	450	25
1201D/120-50				500	



Cestello cassetto con fondo in legno.  
Drawer basket with wooden base..

CODICE CODE	SOFT SOFT	FINITURA FINISH	MOBILE - CABINET		PORTATA KG CAPACITY (KG)
			L - W	P - D	
1201/30-45	Y	C	300	450	25
1201/30-50				500	
1201/35-45	Y	C	350	450	25
1201/35-50				500	
1201/40-45	Y	C	400	450	25
1201/40-50				500	
1201/45-45	Y	C	450	450	25
1201/45-50				500	
1201/50-45	Y	C	500	450	25
1201/50-50				500	

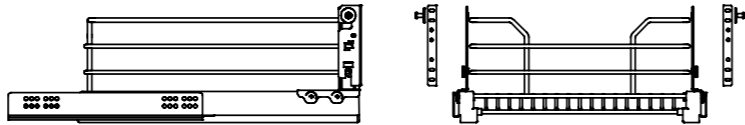
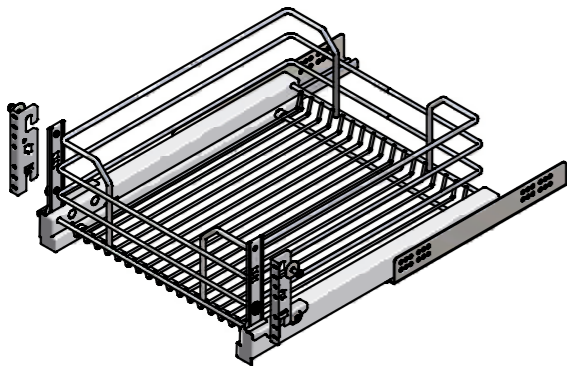
CODICE CODE	SOFT SOFT	FINITURA FINISH	MOBILE - CABINET		PORTATA KG CAPACITY (KG)
			L - W	P - D	
1201/60-45	Y	C	600	450	25
1201/60-50				500	
1201/80-45	Y	C	800	450	25
1201/80-50				500	
1201/90-45	Y	C	900	450	25
1201/90-50				500	
1201/120-45	Y	C	1200	450	25
1201/120-50				500	



Cestello cassetto con fondo in legno – estrazione manuale.  
Drawer basket with wooden base - manual extraction.

CODICE CODE	SOFT SOFT	FINITURA FINISH	MOBILE - CABINET		PORTATA KG CAPACITY (KG)
			L - W	P - D	
1201S/30-45	Y	C	300	450	25
1201S/30-50				500	
1201S/35-45	Y	C	350	450	25
1201S/35-50				500	
1201S/40-45	Y	C	400	450	25
1201S/40-50				500	
1201S/45-45	Y	C	450	450	25
1201S/45-50				500	
1201S/50-45	Y	C	500	450	25
1201S/50-50				500	

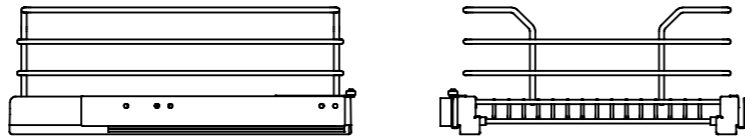
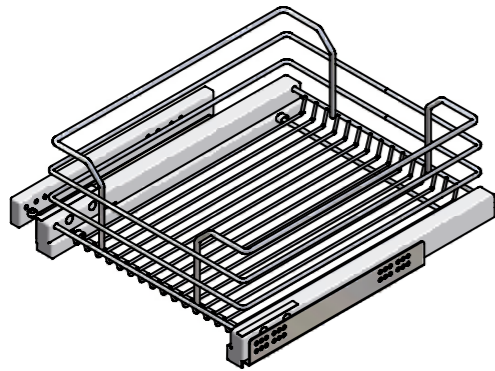
CODICE CODE	SOFT SOFT	FINITURA FINISH	MOBILE - CABINET		PORTATA KG CAPACITY (KG)
			L - W	P - D	
1201S/60-45	Y	C	600	450	25
1201S/60-50				500	
1201S/80-45	Y	C	800	450	25
1201S/80-50				500	
1201S/90-45	Y	C	900	450	25
1201S/90-50				500	
1201S/120-45	Y	C	1200	450	25
1201S/120-50				500	



Cestello cassetto con fondo grigliato.  
Drawer basket with wire grille base.

CODICE CODE	SOFT SOFT	FINITURA FINISH	MOBILE - CABINET		PORTATA KG CAPACITY (KG)
			L - W	P - D	
1202/30-45	Y	C	300	450	25
1202/30-50				500	
1202/35-45	Y	C	350	450	25
1202/35-50				500	
1202/40-45	Y	C	400	450	25
1202/40-50				500	
1202/45-45	Y	C	450	450	25
1202/45-50				500	
1202/50-45	Y	C	500	450	25
1202/50-50				500	

CODICE CODE	SOFT SOFT	FINITURA FINISH	MOBILE - CABINET		PORTATA KG CAPACITY (KG)
			L - W	P - D	
1202/60-45	Y	C	600	450	25
1202/60-50				500	
1202/80-45	Y	C	800	450	25
1202/80-50				500	
1202/90-45	Y	C	900	450	25
1202/90-50				500	
1202/100-45	Y	C	1000	450	25
1202/100-50				500	
1202/120-45	Y	C	1200	450	25
1202/120-50				500	

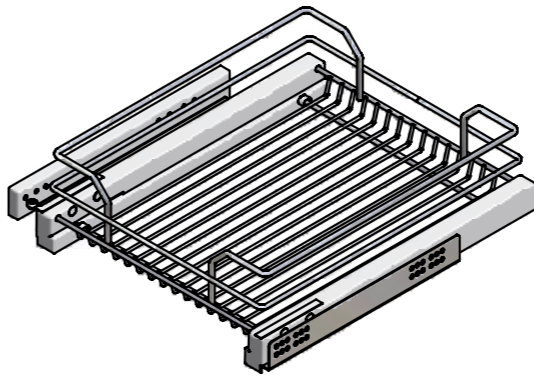


Cestello cassetto con fondo grigliato con distanziali – estrazione manuale – h.170 mm.  
Drawer basket with wire grille base and spacers - manual extraction - h. 170 mm.

CODICE CODE	SOFT SOFT	FINITURA FINISH	MOBILE - CABINET		PORTATA KG CAPACITY (KG)
			L - W	P - D	
1202D/30-45	Y	C	300	450	25
1202D/30-50				500	
1202D/35-45	Y	C	350	450	25
1202D/35-50				500	
1202D/40-45	Y	C	400	450	25
1202D/40-50				500	
1202D/45-45	Y	C	450	450	25
1202D/45-50				500	
1202D/50-45	Y	C	500	450	25
1202D/50-50				500	

CODICE CODE	SOFT SOFT	FINITURA FINISH	MOBILE - CABINET		PORTATA KG CAPACITY (KG)
			L - W	P - D	
1202D/60-45	Y	C	600	450	25
1202D/60-50				500	
1202D/80-45	Y	C	800	450	25
1202D/80-50				500	
1202D/90-45	Y	C	900	450	25
1202D/90-50				500	
1202D/120-45	Y	C	1200	450	25
1202D/120-50				500	

H. 170 MM - H. 170 mm

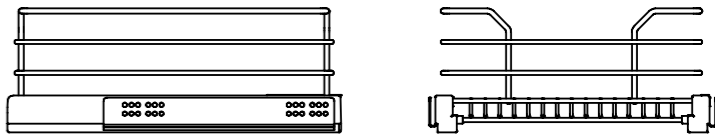
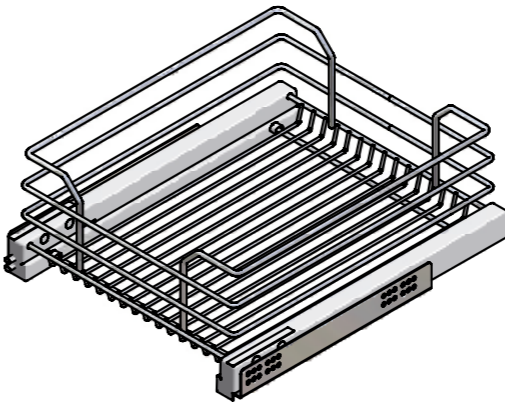


Cestello cassetto con fondo grigliato con distanziali – estrazione manuale – h.130 mm.  
Drawer basket with wire grille base and spacers - manual extraction - h. 130 mm.

CODICE CODE	SOFT SOFT	FINITURA FINISH	MOBILE - CABINET		PORTATA KG CAPACITY (KG)
			L - W	P - D	
1202DB/30-45	Y	C	300	450	25
1202DB/30-50				500	
1202DB/35-45	Y	C	350	450	25
1202DB/35-50				500	
1202DB/40-45	Y	C	400	450	25
1202DB/40-50				500	
1202DB/45-45	Y	C	450	450	25
1202DB/45-50				500	
1202DB/50-45	Y	C	500	450	25
1202DB/50-50				500	

CODICE CODE	SOFT SOFT	FINITURA FINISH	MOBILE - CABINET		PORTATA KG CAPACITY (KG)
			L - W	P - D	
1202DB/60-45	Y	C	600	450	25
1202DB/60-50				500	
1202DB/80-45	Y	C	800	450	25
1202DB/80-50				500	
1202DB/90-45	Y	C	900	450	25
1202DB/90-50				500	
1202DB/120-45	Y	C	1200	450	25
1202DB/120-50				500	

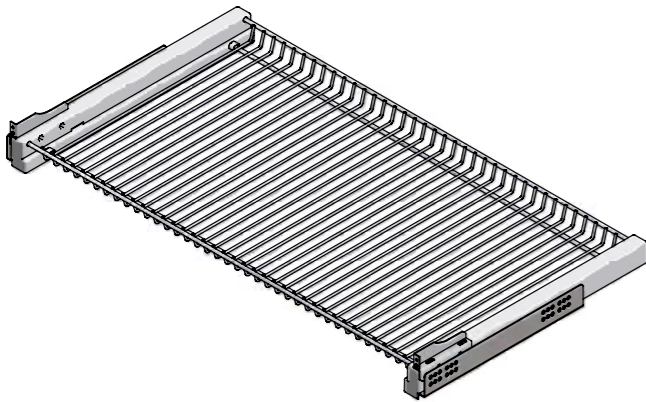
H. 130 MM - H. 130 mm



Cestello cassetto con fondo grigliato – estrazione manuale.  
Drawer basket with wire grille base - manual extraction.

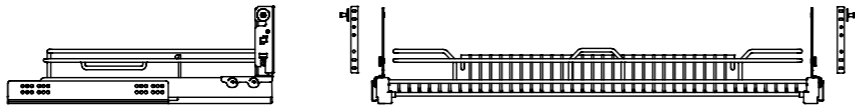
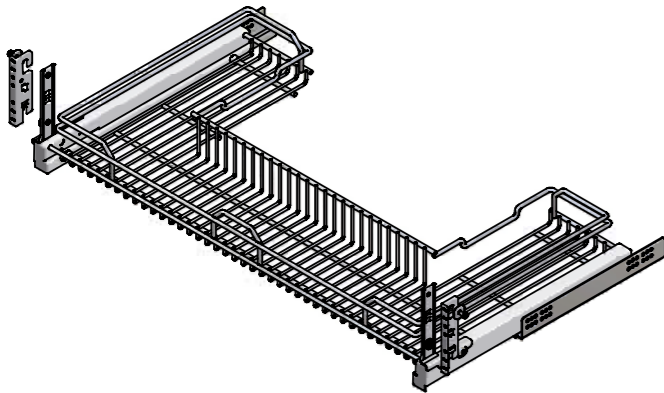
CODICE CODE	SOFT SOFT	FINITURA FINISH	MOBILE - CABINET		PORTATA KG CAPACITY (KG)
			L - W	P - D	
1202S/30-45	Y	C	300	450	25
1202S/30-50				500	
1202S/35-45	Y	C	350	450	25
1202S/35-50				500	
1202S/40-45	Y	C	400	450	25
1202S/40-50				500	
1202S/45-45	Y	C	450	450	25
1202S/45-50				500	
1202S/50-45	Y	C	500	450	25
1202S/50-50				500	

CODICE CODE	SOFT SOFT	FINITURA FINISH	MOBILE - CABINET		PORTATA KG CAPACITY (KG)
			L - W	P - D	
1202S/60-45	Y	C	600	450	25
1202S/60-50				500	
1202S/80-45	Y	C	800	450	25
1202S/80-50				500	
1202S/90-45	Y	C	900	450	25
1202S/90-50				500	
1202S/120-45	Y	C	1200	450	25
1202S/120-50				500	



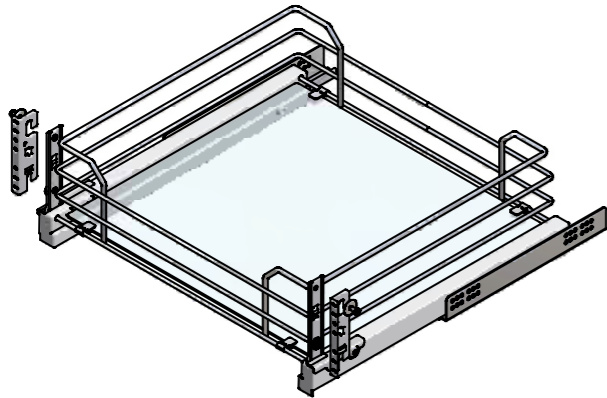
Ripiano Sottoforno.  
Shelf under oven.

CODICE CODE	SOFT SOFT	FINITURA FINISH	MOBILE - CABINET		PORTATA KG CAPACITY (KG)
			L - W	P - D	
1206/60-45	Y	C	600	450	25
1206/60-50				500	
1206/90-45	Y	C	900	450	25
1206/90-50				500	

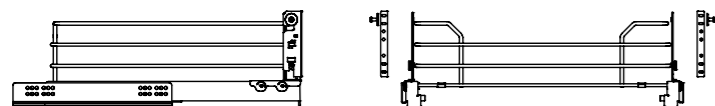


Cestello cassetto sottolavello.  
Undersink drawer basket.

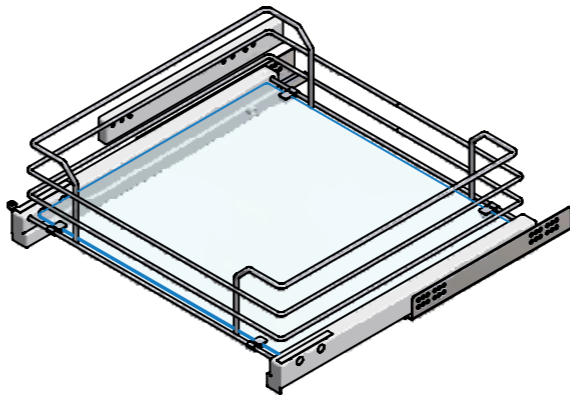
CODICE CODE	SOFT SOFT	FINITURA FINISH	MOBILE - CABINET		PORTATA KG CAPACITY (KG)
			L - W	P - D	
1207/60-45	Y	C	600	450	25
1207/80-45				450	
1207/90-45	Y	C	900	450	25
1207/90-50				500	
1207/100-45	Y	C	1000	450	25
1207/100-50				500	
1207/120-45	Y	C	1200	450	25
1207/120-50				500	



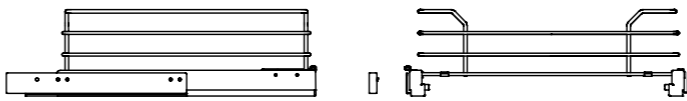
Cestello cassetto con fondo in cristallo temperato.  
Drawer basket with tempered glass base.



CODICE CODE	SOFT SOFT	FINITURA FINISH	MOBILE - CABINET		PORTATA KG CAPACITY (KG)
			L - W	P - D	
1208/30-45	Y	C	300	450	25
1208/30-50				500	
1208/40-45	Y	C	400	450	25
1208/40-50				500	
1208/45-45	Y	C	450	450	25
1208/45-50				500	
1208/60-45	Y	C	600	450	25
1208/60-50				500	
1208/80-45	Y	C	800	450	25
1208/80-50				500	
1208/90-45	Y	C	900	450	25
1208/90-50				500	
1208/120-45	Y	C	1200	450	25
1208/120-50				500	

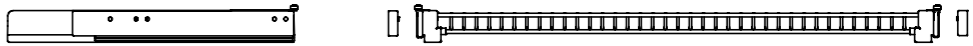
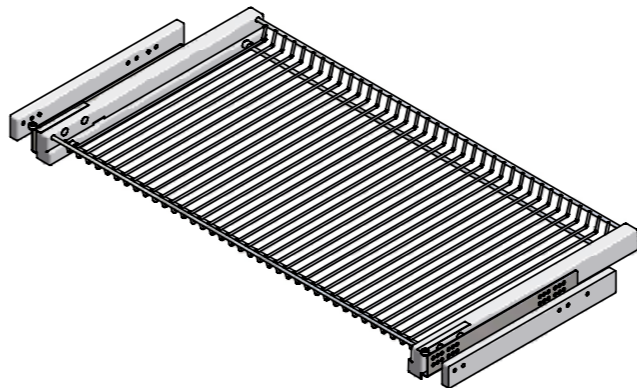


Cestello cassetto con fondo in cristallo temperato con distanziali – estrazione manuale.  
Drawer basket with tempered glass base and spacers – manual extraction.



CODICE CODE	SOFT SOFT	FINITURA FINISH	MOBILE - CABINET		PORTATA KG CAPACITY (KG)
			L - W	P - D	
1208D/30-45	Y	C	300	450	25
1208D/30-50				500	
1208D/40-45	Y	C	400	450	25
1208D/40-50				500	
1208D/45-45	Y	C	450	450	25
1208D/45-50				500	
1208D/60-45	Y	C	600	450	25
1208D/60-50				500	
1208D/80-45	Y	C	800	450	25
1208D/80-50				500	
1208D/90-45	Y	C	900	450	25
1208D/90-50				500	
1208D/120-45	Y	C	1200	450	25
1208D/120-50				500	

H. 170 MM - H. 170 mm



Ripiano grigliato estraibile con distanziali.  
Extractable rack shelf with spacers.

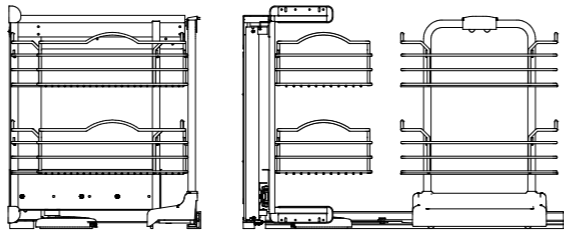
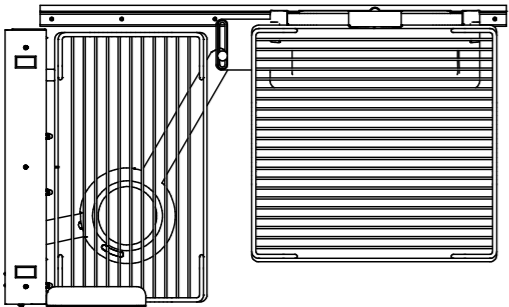
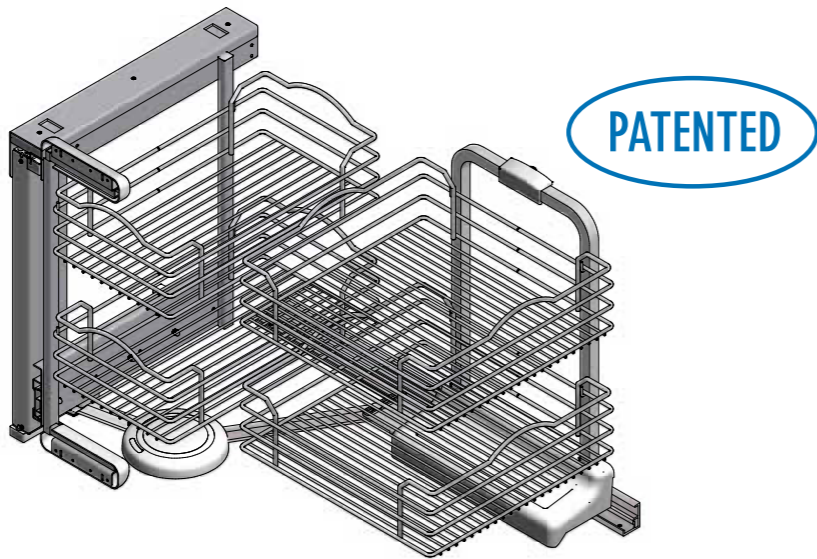
CODICE CODE	SOFT SOFT	FINITURA FINISH	MOBILE - CABINET		PORTATA KG CAPACITY (KG)
			L - W	P - D	
1402D/30-45	Y	C	300	450	25
1402D/30-50				500	
1402D/35-45	Y	C	350	450	25
1402D/35-50				500	
1402D/40-45	Y	C	400	450	25
1402D/40-50				500	
1402D/45-45	Y	C	450	450	25
1402D/45-50				500	
1402D/50-45	Y	C	500	450	25
1402D/50-50				500	

CODICE CODE	SOFT SOFT	FINITURA FINISH	MOBILE - CABINET		PORTATA KG CAPACITY (KG)
			L - W	P - D	
1402D/60-45	Y	C	600	450	25
1402D/60-50				500	
1402D/80-45	Y	C	800	450	25
1402D/80-50				500	
1402D/90-45	Y	C	900	450	25
1402D/90-50				500	
1402D/120-45	Y	C	1200	450	25
1402D/120-50				500	

# Meccanismi

## Mechanisms

IL RAZIONALE UTILIZZO DEGLI SPAZI INTERNI DEI MOBILI DA CUCINA.  
THE LOGICAL USE OF SPACE INSIDE KITCHEN CABINETS.





### Dynamic corner (SOFT-CLOSE di serie).

Dynamic corner (SOFT CLOSE as standard).


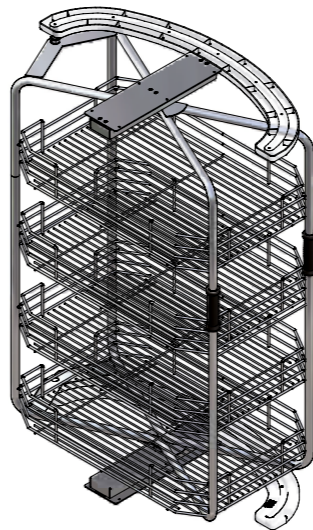
CODICE CODE	FINITURA FINISH		DIMENSIONI - DIMENSIONS				PORTATA KG CAPACITY (KG)
			MOBILE CABINET	ARTICOLO - ITEM			
				L - W	L (min) W (min)	P (min-max) D (min-max)	
803A	C	CV	900	860	480 / 560	1100 / 1460	50
803B	C	CV	900	860	480 / 560	600 / 850	35

MECCANISMO SOLO GRIGIO - MECHANISM ONLY AVAILABLE IN GREY



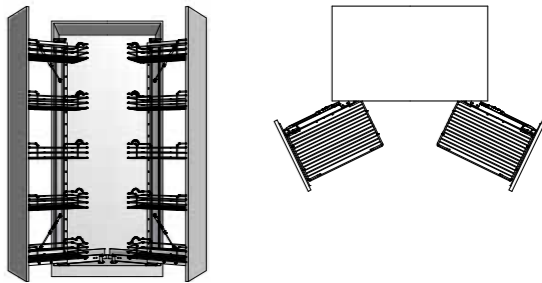
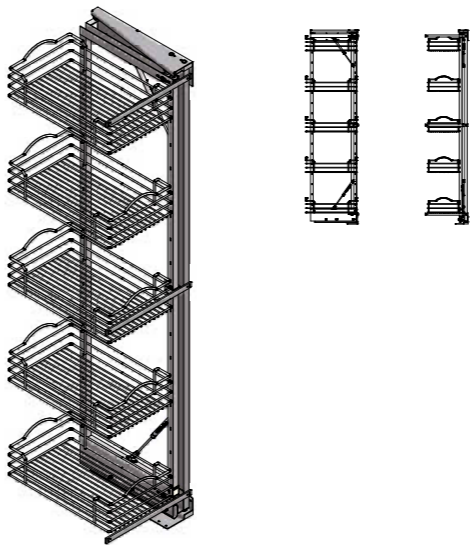
Colonna girevole con 6 cesti.  
Rotating column with 6 baskets..

CODICE CODE	FINITURA FINISH	DIMENSIONI - DIMENSIONS				PORTATA KG CAPACITY (KG)
		MOBILE CABINET	ARTICOLO - ITEM			
			L - W	L (min) W (min)	P (min-max) D (min-max)	
804A	C	900	860	490	1880 / 2050	80



Colonna girevole con 4 cesti.  
Rotating column with 4 baskets.

CODICE CODE	FINITURA FINISH	DIMENSIONI - DIMENSIONS				PORTATA KG CAPACITY (KG)
		MOBILE CABINET	ARTICOLO - ITEM			
		L - W	L (min) W (min)	P (min-max) D (min-max)	H (min-max) H (min-max)	
804B	C	900	860	490	1180 / 1350	80

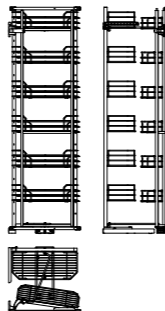
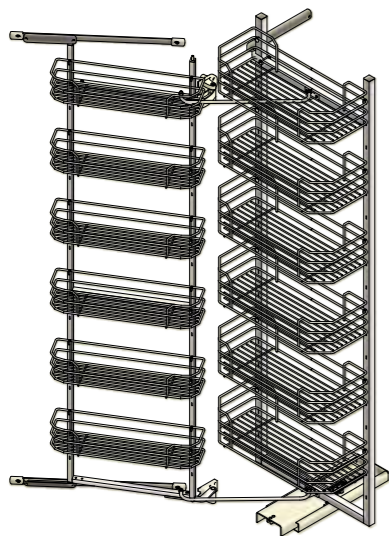


Colonna girevole con 5 cesti - (SOFT-CLOSE di serie)  
Rotating column with 5 baskets - (SOFT-CLOSE as standard)

CODICE CODE	FINITURA FINISH	DIMENSIONI - DIMENSIONS				PORTATA KG CAPACITY (KG)
		MOBILE CABINET	ARTICOLO - ITEM			
		L - W	L (min) W (min)	P (min-max) D (min-max)	H (min-max) H (min-max)	
807A/45-50	C	450	410	445	1840	40

MECCANISMO SOLO GRIGIO.  
CESTI SOLO CROMO.

MECHANISM ONLY AVAILABLE IN GREY.  
BASKETS ONLY AVAILABLE IN CHROME.

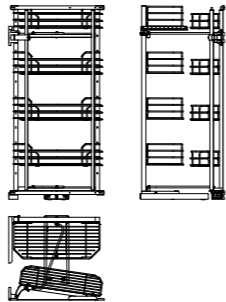
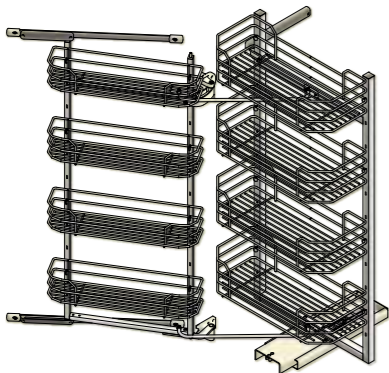


Colonna attrezzata estraibile reversibile – con 12 cesti.  
Equipped extractable and reversible column - with 12 baskets.

CODICE CODE	FINITURA FINISH	DIMENSIONI - DIMENSIONS				PORTATA KG CAPACITY (KG)
		MOBILE CABINET	ARTICOLO - ITEM			
			L - W	L (min) W (min)	P (min-max) D (min-max)	
808NA/45	C	450	410	495	1770	55
808NA/60	C	600	560	495	1770	55

MECCANISMO SOLO GRIGIO.  
CESTI SOLO CROMO.

MECHANISM ONLY AVAILABLE IN GREY.  
BASKETS ONLY AVAILABLE IN CHROME.

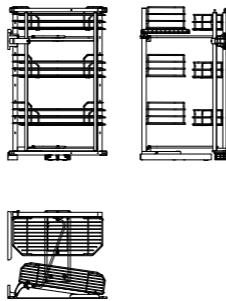
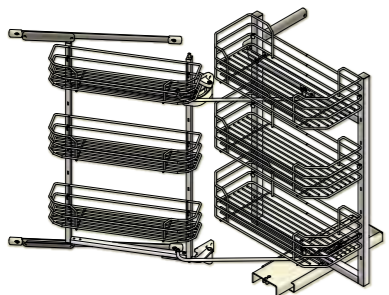


Colonna attrezzata estraibile reversibile – con 8 cesti.  
Equipped extractable and reversible column - with 8 baskets.

CODICE CODE	FINITURA FINISH	DIMENSIONI - DIMENSIONS				PORTATA KG CAPACITY (KG)
		MOBILE CABINET	ARTICOLO - ITEM			
			L - W	L (min) W (min)	P (min-max) D (min-max)	
808NB/45	C	450	410	495	1140	55
808NB/60	C	600	560	495	1140	55

MECCANISMO SOLO GRIGIO.  
CESTI SOLO CROMO.

MECHANISM ONLY AVAILABLE IN GREY.  
BASKETS ONLY AVAILABLE IN CHROME.

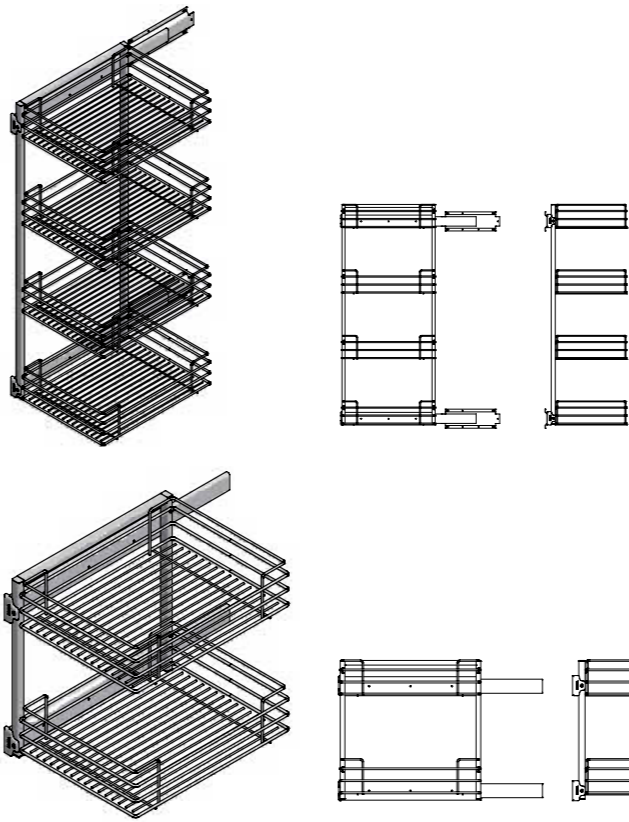


Colonna estraibile reversibile – aggancio laterale – estrazione totale – con 4 cesti.  
Extractable reversible column - side hooking - total extraction - with 4 baskets.

CODICE CODE	FINITURA FINISH	DIMENSIONI - DIMENSIONS				PORTATA KG CAPACITY (KG)
		MOBILE CABINET	ARTICOLO - ITEM			
			L - W	L - W	P - D	
808NM/45	C	450	410	495	840	55
808NM/60	C	600	560	495	840	55

MECCANISMO SOLO GRIGIO.  
CESTI SOLO CROMO.

MECHANISM ONLY AVAILABLE IN GREY.  
BASKETS ONLY AVAILABLE IN CHROME.

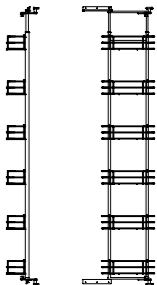
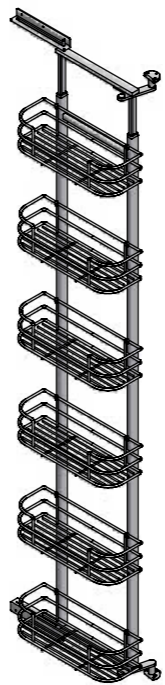


Colonna estraibile reversibile – aggancio laterale – estrazione totale – con 4 e 2 cesti.  
Extractable reversible column - side hooking - total extraction - with 4 and 2 baskets.

CODICE CODE	FINITURA FINISH	DIMENSIONI - DIMENSIONS				PORTATA KG CAPACITY (KG)
		MOBILE CABINET	ARTICOLO - ITEM			
			L - W	L - W	P - D	
809A	C	300	250	455	1085	45
809A	C	400	350	455	1085	45
809A	C	450	400	455	1085	45
809A	C	600	550	455	1085	45
809B	C	300	250	455	470	40
809B	C	400	350	455	470	40
809B	C	450	400	455	470	40
809B	C	600	550	455	470	40

MECCANISMO SOLO GRIGIO.  
CESTI SOLO CROMO.

MECHANISM ONLY AVAILABLE IN GREY.  
BASKETS ONLY AVAILABLE IN CHROME.

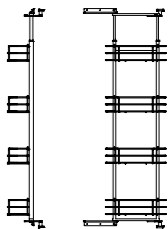
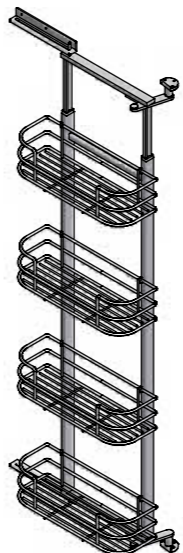


Telaio girevole reversibile – con 6 cesti.  
Rotating reversible column - with 6 baskets.

CODICE CODE	FINITURA FINISH	DIMENSIONI - DIMENSIONS				PORTATA KG CAPACITY (KG)
		MOBILE CABINET	ARTICOLO - ITEM			
			L - W	L - W	P - D	
810A/45	C	450	410	200	1850 / 2200	15
810A/60	C	600	560	200	1850 / 2200	15

MECCANISMO SOLO GRIGIO.  
CESTI SOLO CROMO.

MECHANISM ONLY AVAILABLE IN GREY.  
BASKETS ONLY AVAILABLE IN CHROME.

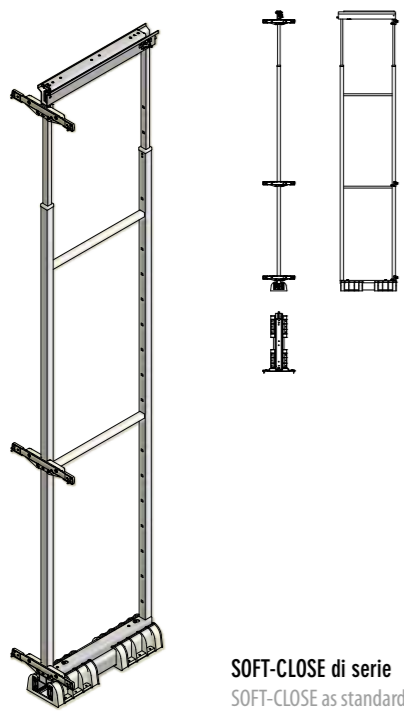


Telaio girevole reversibile – con 4 cesti.  
Rotating reversible column - with 4 baskets.

CODICE CODE	FINITURA FINISH	DIMENSIONI - DIMENSIONS				PORTATA KG CAPACITY (KG)
		MOBILE CABINET	ARTICOLO - ITEM			
			L - W	L - W	P - D	
810B/45	C	450	410	200	1100 / 1460	15
810B/60	C	600	560	200	1100 / 1460	15

MECCANISMO SOLO GRIGIO.  
CESTI SOLO CROMO.

MECHANISM ONLY AVAILABLE IN GREY.  
BASKETS ONLY AVAILABLE IN CHROME.

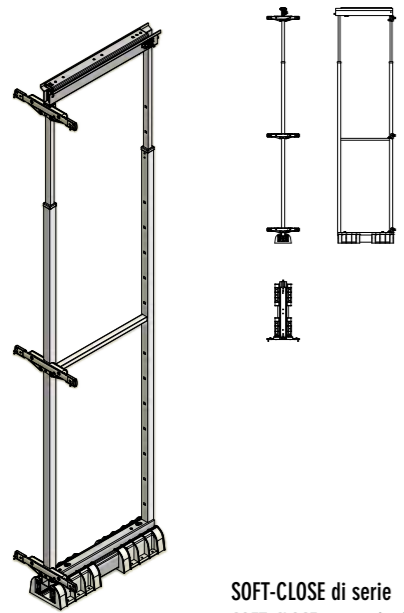


SOFT-CLOSE di serie  
SOFT-CLOSE as standard

Meccanismo colonna estraibile con guide telescopiche – estrazione totale.  
Extractable column mechanism with telescopic guide rails - total extraction.

CODICE CODE	FINITURA FINISH	DIMENSIONI - DIMENSIONS				PORTATA KG CAPACITY (KG)
		MOBILE CABINET	ARTICOLO - ITEM			
			L - W	L (min) W (min)	P (min-max) D (min-max)	
850A/30-45	G	300	246	440	1825 / 2185	50
850A/30-50				490		
850A/40-45	G	400	346	440	1825 / 2185	50
850A/40-50				490		
850A/45-45	G	450	396	440	1825 / 2185	50
850A/45-50				490		
850A/50-45	G	500	446	440	1825 / 2185	50
850A/50-50				490		
850A/60-45	G	600	546	440	1825 / 2185	50
850A/60-50				490		

GUIDE CON PORTATA 116 KG (250 LBS) - SLIDES WITH 116 KG CAPACITY (250LBS)

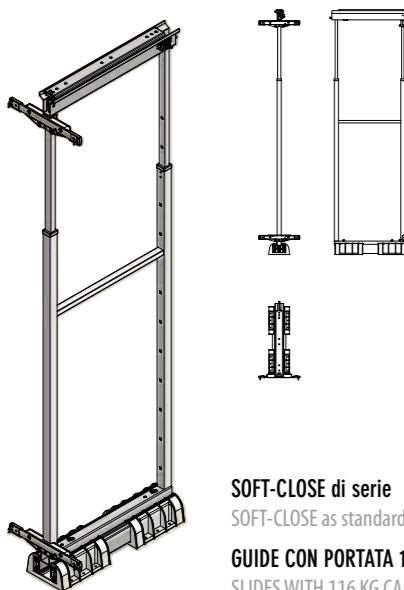


SOFT-CLOSE di serie  
SOFT-CLOSE as standard

Meccanismo colonna estraibile con guide telescopiche – estrazione totale.  
Extractable column mechanism with telescopic guide rails - total extraction.

CODICE CODE	FINITURA FINISH	DIMENSIONI - DIMENSIONS				PORTATA KG CAPACITY (KG)
		MOBILE CABINET	ARTICOLO - ITEM			
			L - W	L (min) W (min)	P (min-max) D (min-max)	
850M/30-45	G	300	246	440	1480 / 1860	50
850M/30-50				490		
850M/40-45	G	400	346	440	1480 / 1860	50
850M/40-50				490		
850M/45-45	G	450	396	440	1480 / 1860	50
850M/45-50				490		
850M/50-45	G	500	446	440	1480 / 1860	50
850M/50-50				490		
850M/60-45	G	600	546	440	1480 / 1860	50
850M/60-50				490		

GUIDE CON PORTATA 116 KG (250 LBS) - SLIDES WITH 116 KG CAPACITY (250LBS)

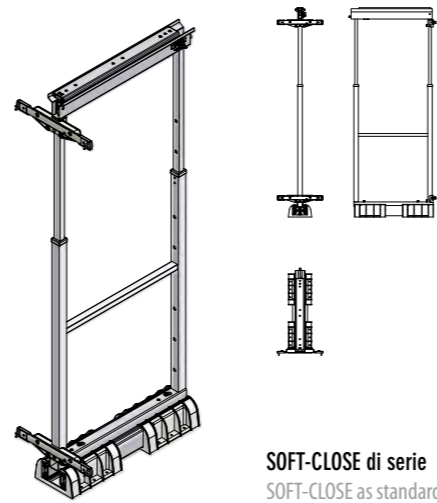


SOFT-CLOSE di serie  
SOFT-CLOSE as standard

GUIDE CON PORTATA 116 KG (250 LBS)  
SLIDES WITH 116 KG CAPACITY (250LBS)

Meccanismo colonna estraibile con guide telescopiche – estrazione totale.  
Extractable column mechanism with telescopic guide rails - total extraction.

CODICE CODE	FINITURA FINISH	DIMENSIONI - DIMENSIONS				PORTATA KG CAPACITY (KG)
		MOBILE CABINET	ARTICOLO - ITEM			
		L - W	L (min) W (min)	P (min-max) D (min-max)	H (min-max) H (min-max)	
850B/30-45	G	300	246	440	1135 / 1495	50
850B/30-50				490		
850B/40-45	G	400	346	440	1135 / 1495	50
850B/40-50				490		
850B/45-45	G	450	396	440	1135 / 1495	50
850B/45-50				490		
850B/50-45	G	500	446	440	1135 / 1495	50
850B/50-50				490		
850B/60-45	G	600	546	440	1135 / 1495	50
850B/60-50				490		



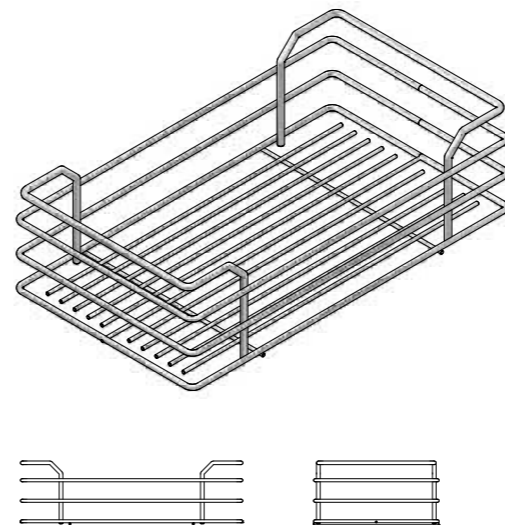
SOFT-CLOSE di serie  
SOFT-CLOSE as standard

Meccanismo colonna estraibile con guide telescopiche – estrazione totale.  
Extractable column mechanism with telescopic guide rails - total extraction.

CODICE CODE	FINITURA FINISH	DIMENSIONI - DIMENSIONS				PORTATA KG CAPACITY (KG)
		MOBILE CABINET	ARTICOLO - ITEM			
			L - W	L (min) W (min)	P (min-max) D (min-max)	
850S/30-45	G	300	246	440	790 / 1150	50
850S/30-50				490		
850S/40-45	G	400	346	440	790 / 1150	50
850S/40-50				490		
850S/45-45	G	450	396	440	790 / 1150	50
850S/45-50				490		
850S/50-45	G	500	446	440	790 / 1150	50
850S/50-50				490		
850S/60-45	G	600	546	440	790 / 1150	50
850S/60-50				490		

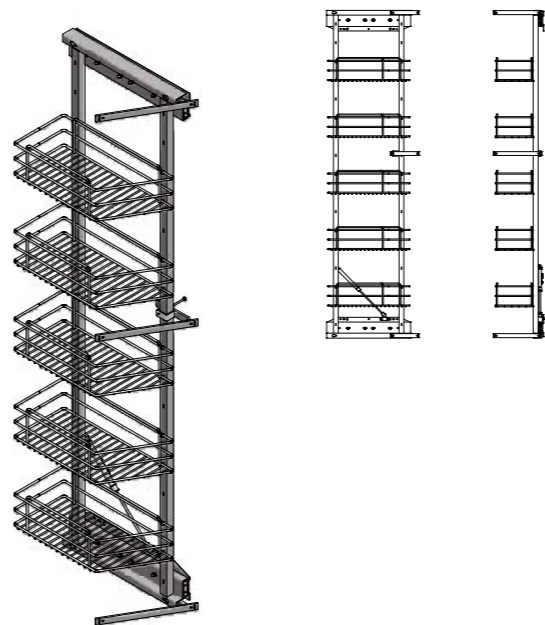
GUIDE CON PORTATA 116 KG (250 LBS) - SLIDES WITH 116 KG CAPACITY (250LBS)

Cesto per meccanismo colonna estraibile.  
Basket for extractable column mechanism.



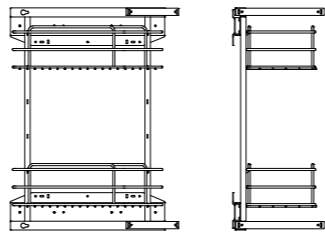
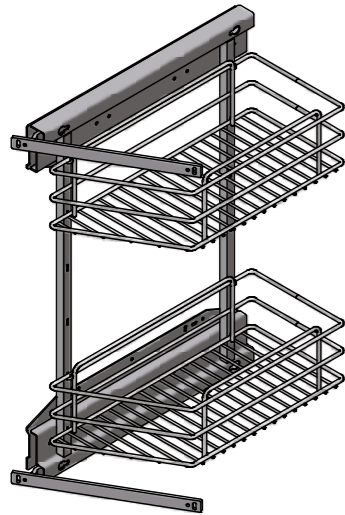
CODICE CODE	FINITURA FINISH	DIMENSIONI - DIMENSIONS				PORTATA KG CAPACITY (KG)
		MOBILE CABINET	ARTICOLO - ITEM			
			L - W	L (min) W (min)	P (min-max) D (min-max)	
1816/30-45	C	300	230	370	120	
1816/30-50				420		
1816/40-45	C	400	330	370	120	
1816/40-50				420		
1816/45-45	C	450	380	370	120	
1816/45-50				420		
1816/50-45	C	500	430	370	120	
1816/50-50				420		
1816/60-45	C	600	530	370	120	
1816/60-50				420		

Colonna diagonale estraibile con 5 cesti (SOFT-CLOSE di serie)  
Extractable diagonal column with 5 baskets (SOFT-CLOSE as standard)



CODICE CODE	FINITURA FINISH	DIMENSIONI - DIMENSIONS				PORTATA KG CAPACITY (KG)
		MOBILE CABINET	ARTICOLO - ITEM			
			L - W	L (min) W (min)	P (min-max) D (min-max)	
820A/30	C	300	260	470	1675	35
820A/35	C	300	260	474	1675	35
820A/45	C	300	260	487	1675	35

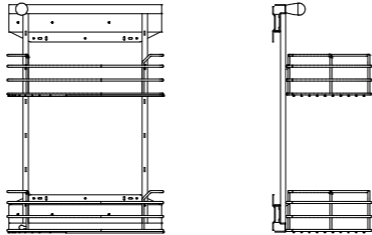
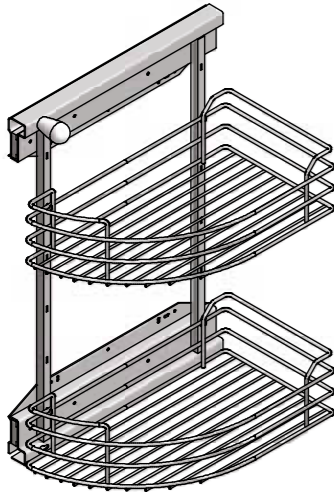
MECCANISMO SOLO GRIGIO - CESTI SOLO CROMO  
MECHANISM AVAILABLE ONLY IN GREY - BASKETS AVAILABLE ONLY IN CHROME



Colonna diagonale estraibile con 2 cesti (SOFT-CLOSE di serie).  
Extractable diagonal column with 2 baskets (SOFT-CLOSE as standard).

CODICE CODE	FINITURA FINISH	DIMENSIONI - DIMENSIONS				PORTATA KG CAPACITY (KG)
		MOBILE CABINET	ARTICOLO - ITEM			
			L - W	L - W	P - D	
820B/30	C	300	260	470	620	20
820B/35	C	300	260	474	620	20
820B/45	C	300	260	487	620	20

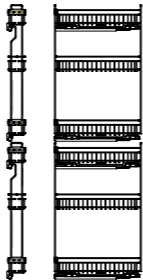
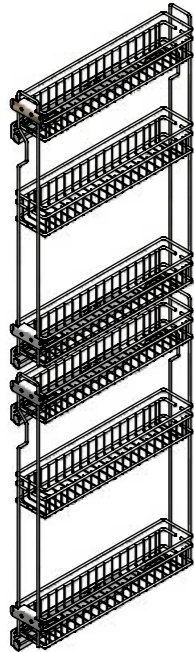
MECCANISMO SOLO GRIGIO - CESTI SOLO CROMO  
MECHANISM AVAILABLE ONLY IN GREY - BASKETS AVAILABLE ONLY IN CHROME



Colonna estraibile per base curva con 2 cesti - estrazione manuale (SOFT-CLOSE di serie).  
Extractable curved column with 2 baskets - manual extraction (SOFT-CLOSE as standard).

CODICE CODE	FINITURA FINISH	DIMENSIONI - DIMENSIONS				PORTATA KG CAPACITY (KG)
		MOBILE CABINET	ARTICOLO - ITEM			
			L - W	L - W	P - D	
821B	C	300	260	450	620	20

MECCANISMO SOLO GRIGIO - CESTI SOLO CROMO  
MECHANISM AVAILABLE ONLY IN GREY - BASKETS AVAILABLE ONLY IN CHROME  
IL CESTO VIENE PRODOTTO SU DISEGNO DEL CLIENTE  
BASKET IS MANUFACTURED AS REQUIRED BY THE CUSTOMER

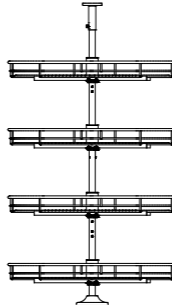
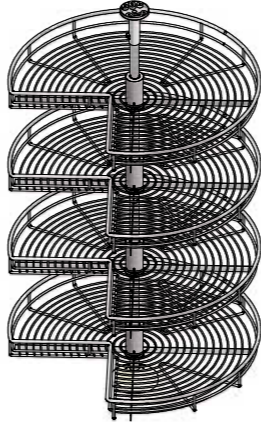
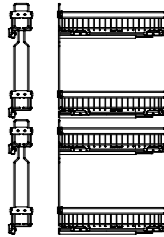


Colonna Jolli per mobile da 15 composta da due estraibili h. 750 a tre piani con guide laterali sx  
Jolli column for a 15 cm cabinet with three levels and two extractable units (h.750 mm) with lateral guides to the left

CODICE CODE	SOFT SOFT	FINITURA FINISH	MOBILE - CABINET			PORTATA KG CAPACITY (KG)
			L - W	P - D	H (min-max) H(min-max)	
825A/15-45	Y	C	150	450	1650 / 2200	30
825A/15-50	Y	C	150	500	1650 / 2200	30

Colonna Jolli per mobile da 15 composta da due estraibili h. 500 a due piani con guide laterali sx  
Jolli column for a 15 cm cabinet with two levels and two extractable units (h.500 mm) with lateral guides to the left

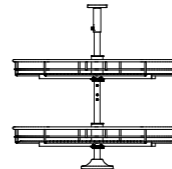

CODICE CODE	SOFT SOFT	FINITURA FINISH	MOBILE - CABINET			PORTATA KG CAPACITY (KG)
			L - W	P - D	H (min-max) H(min-max)	
825B/15-45	Y	C	150	450	1150 / 1700	30
825B/15-50	Y	C	150	500	1150 / 1700	30



Kit girevole per angolo colonna con 4 cesti 3/4 - soft clip position.  
Rotating kit for corner column with 4 baskets 3/4 - soft clip position.

CODICE CODE	FINITURA FINISH	DIMENSIONI - DIMENSIONS			PORTATA KG CAPACITY (KG)
		MOBILE CABINET	ARTICOLO - ITEM		
			L - W	DIAMETRO Ø DIAMETER Ø	
828A/700	C	764 X 764	705	1200/2000	
828A/800	C	864 X 864	820	1200/2000	


MECCANISMO E CESTI SOLO CROMO  
MECHANISM AND BASKETS AVAILABLE ONLY IN CHROME



Kit girevole per angolo base con 2 cesti 3/4 - soft clip position.  
Rotating kit for corner base with 2 baskets 3/4 - soft clip position.

CODICE CODE	FINITURA FINISH	DIMENSIONI - DIMENSIONS			PORTATA KG CAPACITY (KG)
		MOBILE CABINET	ARTICOLO - ITEM		
			L - W	DIAMETRO Ø DIAMETER Ø	
828B/700	C	764 X 764	705	680/730	
828B/800	C	864 X 864	820	680/730	

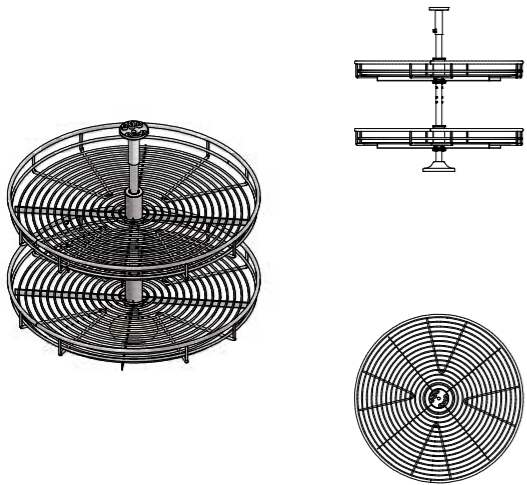
MECCANISMO E CESTI SOLO CROMO  
MECHANISM AND BASKETS AVAILABLE ONLY IN CHROME



Kit girevole per angolo colonna con 4 cesti 4/4 - soft clip position.  
Rotating kit for corner column with 4 baskets 4/4 - soft clip position.

CODICE CODE	FINITURA FINISH	DIMENSIONI - DIMENSIONS			PORTATA KG CAPACITY (KG)
		MOBILE CABINET	ARTICOLO - ITEM		
		L - W	DIAMETRO Ø DIAMETER Ø	H (min-max) H(min-max)	
830A/700	C	764 X 764	705	1200/2000	
830A/800	C	864 X 864	820	1200/2000	

MECCANISMO E CESTI SOLO CROMO  
MECHANISM AND BASKETS AVAILABLE ONLY IN CHROME



Kit girevole per angolo base con 2 cesti 4/4 - soft clip position.  
Rotating kit for corner base with 2 baskets 4/4 - soft clip position.

CODICE CODE	FINITURA FINISH	DIMENSIONI - DIMENSIONS			PORTATA KG CAPACITY (KG)
		MOBILE CABINET	ARTICOLO - ITEM		
		L - W	DIAMETRO Ø DIAMETER Ø	H (min-max) H(min-max)	
830B/700	C	764 X 764	705	680/730	
830B/800	C	864 X 864	820	680/730	

MECCANISMO E CESTI SOLO CROMO  
MECHANISM AND BASKETS AVAILABLE ONLY IN CHROME

La sezione dedicata ai Meccanismi e senz’altro il segmento più importante di tutta la produzione INOXA. Un’intera gamma di prodotti ben rifiniti che riescono a coniugare design e utilità. L’utilizzo di questi articoli esalta gli spazi interni e rende pratico lo sfruttamento della cucina. Tutti gli articoli sono equipaggiati con guide di produzione europea (Thomas Ragout, Schock,) o americana (Accuride) per alte prestazioni e per un lungo utilizzo. Di serie viene montato su di essi il dispositivo di chiusura ammortizzata (Soft-Closing System); gran parte degli articoli è equipaggiato con un Soft-Close prodotto in Italia (Vapsint) mentre altri utilizzano dispositivi integrati nei sistemi di scorrimento e quindi anch’essi di produzione occidentale. Per tutti viene utilizzata una vernice in polvere termoindurente metallizzata bonderizzata antigraffio ed antimacchia. I meccanismi sono dotati di contenitori metallici prodotti interamente in filo cromato. In alternativa possono avere il fondo in cristallo temperato o in legno con bordo cromo. A richiesta possono essere dotati di tappetini in materiale plastico antidisdrucchiolo.

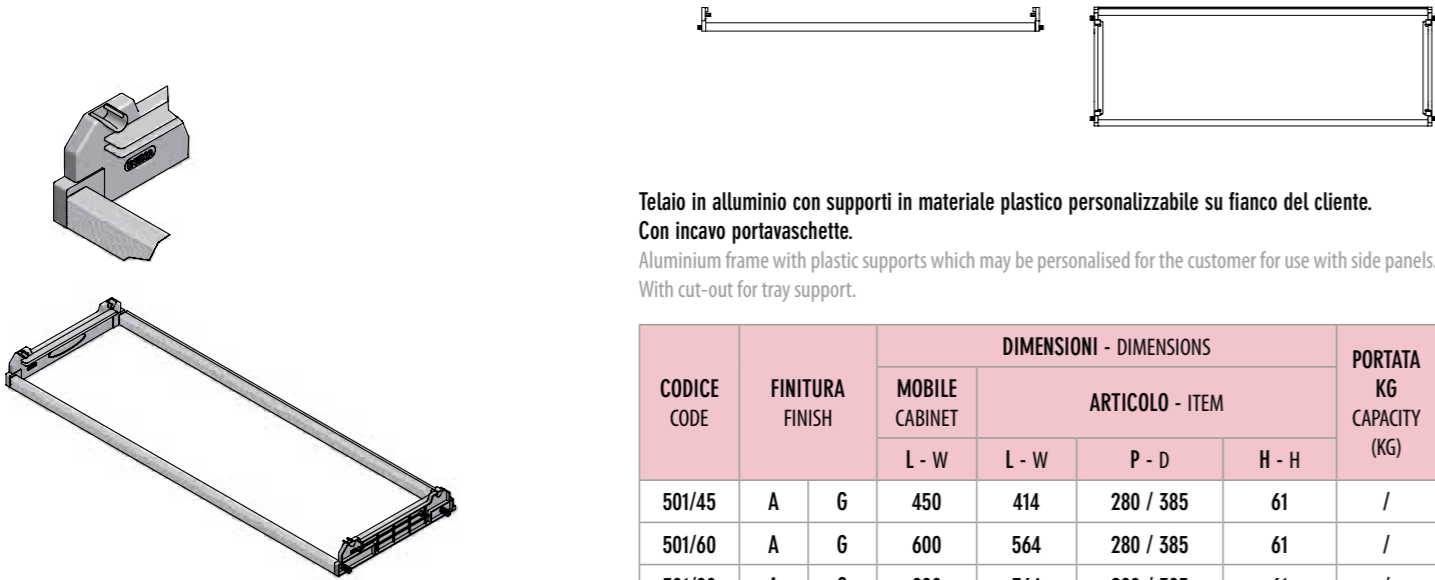
The Mechanisms section undoubtedly constitutes the most important segment of the entire INOXA range. A full range of elegantly-finished products that blend design and practicality. These items enhance internal spaces and allow for practical organisation of kitchen space. All the items are equipped with slides produced in Europe (Thomas Ragout, Schock) or the United States (Accuride) that guarantee high performance and durability. A shock-absorbing system (soft-closing system) is fitted standard on all items; most items are equipped with a soft-close device produced in Italy (Vapsint), while other items include devices that are integrated into the sliding systems and are produced in the West. Moreover, all items are coated with metallic thermosetting bonderised powder paint that is also scratch and stain resistant. The mechanisms comprise metal containers that are entirely made of chrome wire. Alternatively, they may come with tempered glass or wooden bottom with chrome edge. They can also include small non-drip plastic tips on request

# Scolapiatti

## Draining racks

PRATICI ED ESSENZIALI. | PRACTICAL AND ESSENTIAL.

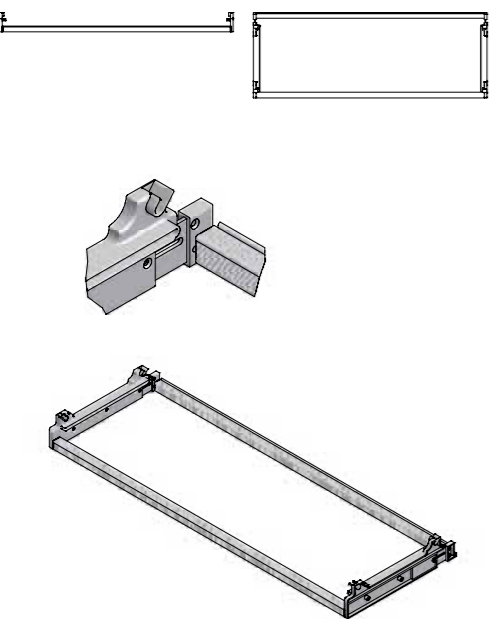
501 Scolapiatti | Draining racks



Telaio in alluminio con supporti in materiale plastico personalizzabile su fianco del cliente.  
Con incavo portavaschette.  
Aluminium frame with plastic supports which may be personalised for the customer for use with side panels.  
With cut-out for tray support.

CODICE CODE	FINITURA FINISH		DIMENSIONI - DIMENSIONS				PORTATA KG CAPACITY (KG)
			MOBILE CABINET	ARTICOLO - ITEM			
				L - W	L - W	P - D	
501/45	A	G	450	414	280 / 385	61	/
501/60	A	G	600	564	280 / 385	61	/
501/80	A	G	800	764	280 / 385	61	/
501/90	A	G	900	864	280 / 385	61	/
501/120	A	G	1200	1164	280 / 385	61	/

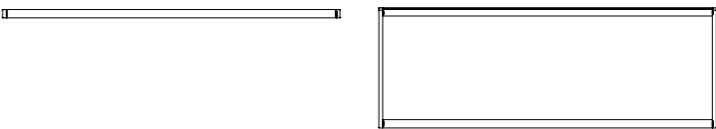
502 Scolapiatti | Draining racks



Telaio in alluminio con supporti in materiale plastico estensibili. Adatti a tutti i tipi di fianco. Con incavo portavaschette.  
Aluminium frame with extendable plastic supports. Suited to all types of side panel. With cut-out for tray support.

CODICE CODE	FINITURA FINISH	DIMENSIONI - DIMENSIONS						PORTATA KG CAPACITY (KG)	
		MOBILE CABINET	ARTICOLO - ITEM						
			L - W	L - W			P - D		H - H
				16 mm	18 mm	20 mm			
502/40	G	400	368	364	360	280/330	71		
502/45	G	450	418	414	410	280/330	71		
502/50	G	500	468	464	460	280/330	71		
502/60	G	600	568	564	560	280/330	71		
502/70	G	700	668	664	660	280/330	71		
502/75	G	750	718	714	710	280/330	71		
502/80	G	800	768	764	760	280/330	71		
502/90	G	900	868	864	860	280/330	71		
502/120	G	1200	1168	1164	1160	280/330	71		

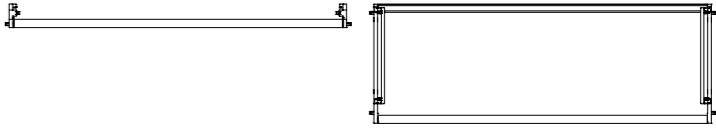
503 Scolapiatti | Draining racks



Telaio in alluminio con supporti in materiale plastico personalizzabile su fianco del cliente. Senza incavo portavaschette.  
Aluminium frame with plastic supports which may be personalised for the customer for use with side panels.  
No cut-out for tray support.

CODICE CODE	FINITURA FINISH	DIMENSIONI - DIMENSIONS				PORTATA KG CAPACITY (KG)
		MOBILE CABINET	ARTICOLO - ITEM			
			L - W	L - W	P - D	
503/45	G	450	414	285 / 340	21	/
503/60	G	600	564	285 / 340	21	/
503/80	G	800	764	285 / 340	21	/
503/90	G	900	864	285 / 340	21	/
503/120	G	1200	1164	285 / 340	21	/

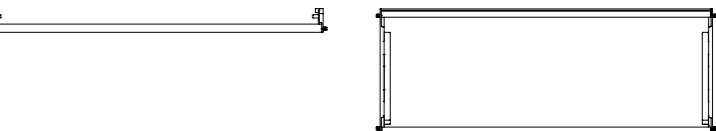
505 Scolapiatti | Draining racks



Telaio in alluminio con supporti in materiale plastico personalizzabile su fianco del cliente.  
Con incavo portavaschette. Adatte a mobili con apertura a Vela.  
Aluminium frame with plastic supports which may be personalised for the customer for use with side panels.  
With cut-out for tray support. Suitable for cabinets with vertical swing lift-up mechanism.

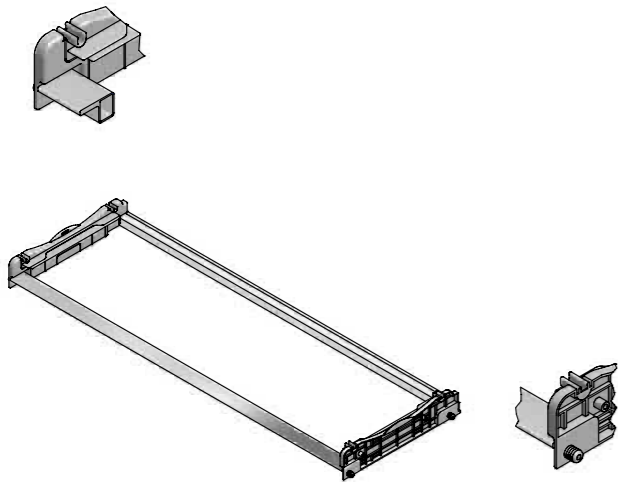
CODICE CODE	FINITURA FINISH		DIMENSIONI - DIMENSIONS				PORTATA KG CAPACITY (KG)
			MOBILE CABINET	ARTICOLO - ITEM			
				L - W	L - W	P - D	
505/45	A	G	450	414	280 / 385	61	/
505/60	A	G	600	564	280 / 385	61	/
505/80	A	G	800	764	280 / 385	61	/
505/90	A	G	900	864	280 / 385	61	/
505/120	A	G	1200	1164	280 / 385	61	/

508 Scolapiatti | Draining racks



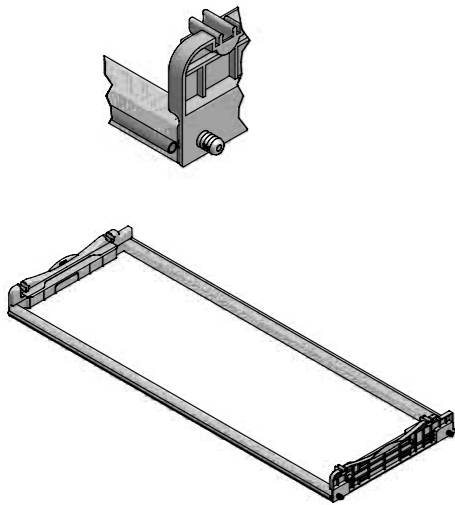
Telaio in alluminio con supporti in materiale plastico personalizzabile su fianco del cliente. Con incavo portavaschette. Con perni tipo Wiber.  
Aluminium frame with plastic supports which may be personalised for the customer for use with side panels.  
With cut-out for tray support. With Weber bolts.

CODICE CODE	FINITURA FINISH	DIMENSIONI - DIMENSIONS				PORTATA KG CAPACITY (KG)
		MOBILE CABINET	ARTICOLO - ITEM			
			L - W	L - W	P - D	
508/45	A	450	414	280 / 385	61	
508/60	A	600	564	280 / 385	61	
508/80	A	800	764	280 / 385	61	
508/90	A	900	864	280 / 385	61	
508/120	A	1200	1164	280 / 385	61	



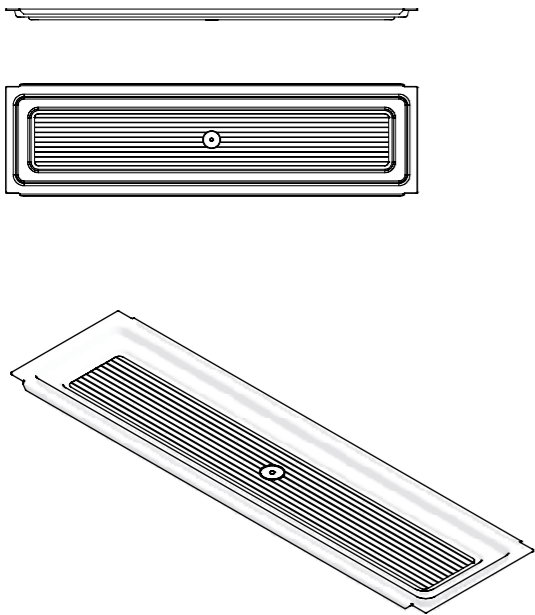
Telaio in alluminio con supporti in materiale plastico personalizzabile su fianco del cliente.  
Con incavo portavaschette. Perni tipo Wiber. Alluminio anteriore con incavo per ante senza maniglia.  
Aluminium frame with plastic supports which may be personalised for the customer for use with side panels.  
With cut-out for tray support. With weber bolts Front aluminium with cut-out for doors without handles.

CODICE CODE	FINITURA FINISH	DIMENSIONI - DIMENSIONS				PORTATA KG CAPACITY (KG)
		MOBILE CABINET	ARTICOLO - ITEM			
		L - W	L - W	P - D	H - H	
509/45	A	450	414	280 / 385	61	
509/60	A	600	564	280 / 385	61	
509/80	A	800	764	280 / 385	61	
509/90	A	900	864	280 / 385	61	
509/120	A	1200	1164	280 / 385	61	



Telaio in alluminio con supporti in materiale plastico personalizzabile su fianco del cliente.  
Con incavo portavaschette. Perni tipo Wiber. Alluminio anteriore con profilo parapolvere  
Aluminium frame with plastic supports which may be personalised for the customer for use with side panels.  
With cut-out for tray support. With weber bolts Front aluminium with anti-dust profile.


CODICE CODE	FINITURA FINISH	DIMENSIONI - DIMENSIONS				PORTATA KG CAPACITY (KG)
		MOBILE CABINET	ARTICOLO - ITEM			
		L - W	L - W	P - D	H - H	
509P/45	A	450	414	280 / 385	61	
509P/60	A	600	564	280 / 385	61	
509P/80	A	800	764	280 / 385	61	
509P/90	A	900	864	280 / 385	61	
509P/120	A	1200	1164	280 / 385	61	



Adatto a tutti i telai e staffe (articoli 501, 502, 505, 5071, 508, 509, 509P, 901).  
Suitable for all frames and brackets (items 501, 502, 505, 5071, 508, 509, 509P, 901).

Vaschetta Raccogliogocce in materiale plastico.  
Drip-catcher tray in plastic material.

CODICE CODE	FINITURA FINISH	DIMENSIONI - DIMENSIONS				PORTATA KG CAPACITY (KG)
		MOBILE CABINET	ARTICOLO - ITEM			
		L - W	L - W	P - D	H - H	
601/40	MP	400	340	230	16	
602/45	MP	450	390	230	16	
602/50	MP	500	440	230	16	
602/60	MP	600	540	230	16	
602/70	MP	700	640	230	16	
601/75	MP	750	690	230	16	
602/80	MP	800	740	230	16	
602/90	MP	900	840	230	16	



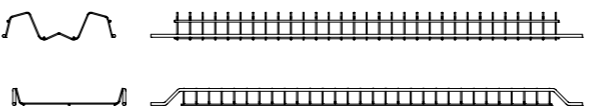
Vaschetta raccogliogocce in Acciaio INOX.  
Drip-catcher tray in Stainless steel.

CODICE CODE	FINITURA FINISH	DIMENSIONI - DIMENSIONS				PORTATA KG CAPACITY (KG)
		MOBILE CABINET	ARTICOLO - ITEM			
		L - W	L - W	L - W	H - H	
601/45X	X	450	390	240	10	
601/60X	X	600	540	240	10	
601/80X	X	800	740	240	10	
601/90X	X	900	840	240	10	
601/120X	X	1200	1140	240	10	



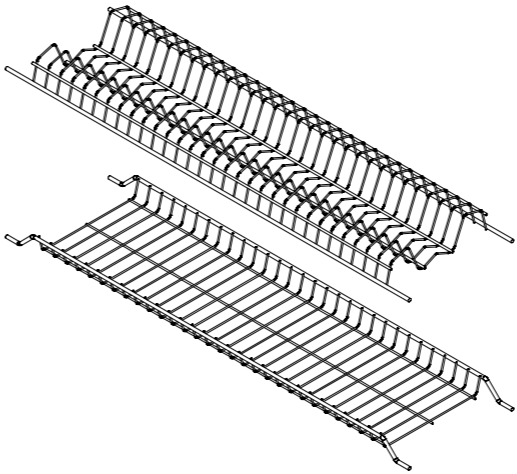
Adatto a tutti i telai e staffe (articoli 501, 502, 505, 5071, 508, 509, 509P, 901).  
Suitable for all frames and brackets (items 501, 502, 505, 5071, 508, 509, 509P, 901).

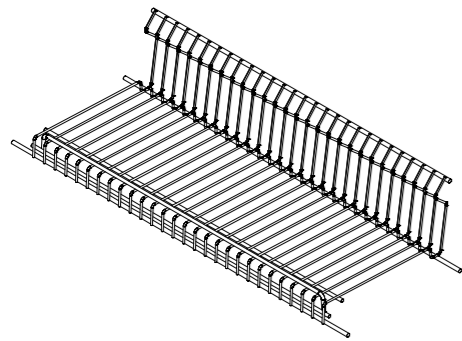
## FUORI PRODUZIONE OUT OF PRODUCTION



Griglia kit piatti e bicchieri.  
Plate and glass rack kit.

CODICE CODE	FINITURA FINISH		DIMENSIONI - DIMENSIONS				PORTATA KG CAPACITY (KG)
			MOBILE CABINET	ARTICOLO - ITEM			
				L - W	L - W	P - D	
701/40	ZG	X	400	357	260	P=55 - B=35	
701/45	ZG	X	450	407	260	P=55 - B=35	
701/50	ZG	X	500	457	260	P=55 - B=35	
701/60	ZG	X	600	557	260	P=55 - B=35	
701/70	ZG	X	700	657	260	P=55 - B=35	
701/75	ZG	X	750	707	260	P=55 - B=35	
701/80	ZG	X	800	757	260	P=55 - B=35	
701/90	ZG	X	900	857	260	P=55 - B=35	





Griglia unica piatti/bicchieri linea "VASISTAS".  
Single rack in the "VASISTAS" range for plates/glasses.

CODICE CODE	FINITURA FINISH		DIMENSIONI - DIMENSIONS				PORTATA KG CAPACITY (KG)
			MOBILE CABINET	ARTICOLO - ITEM			
				L - W	L - W	P - D	
702/45	ZG	X	450	407	225	155	
702/60	ZG	X	600	557	225	155	
702/80	ZG	X	800	757	225	155	
702/90	ZG	X	900	857	225	155	
702/120	/	X	1200	1157	225	155	



901

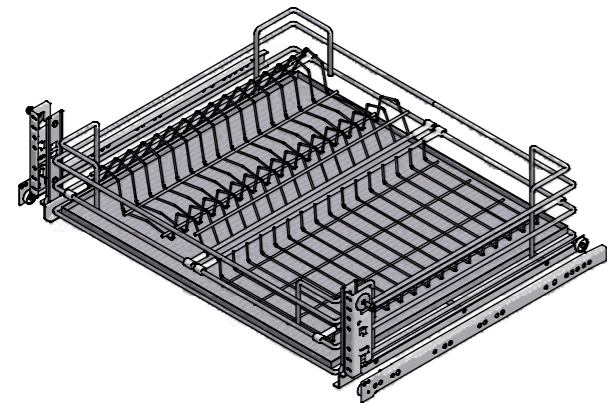
Staffa per aggancio griglia superiore con incavo portavaschetta (abbinabile a tutti i tipi di telai).  
Bracket onto which the upper rack with cut-out for tray support may be hooked (can be combined with all types of frame).

906

Staffa per aggancio griglia superiore senza incavo portavaschetta (abbinabile a tutti i tipi di telai).  
Bracket onto which the upper rack without cut-out for tray support may be hooked (can be combined with all types of frame).

908

Staffa per aggancio griglia superiore senza incavo portavaschetta (abbinabile a tutti i tipi di telai - stesso design art. 508).  
Bracket onto which the upper rack without cut-out for tray support may be hooked (can be combined with all types of frame - same design as item 508).

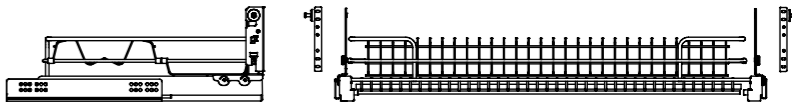


Scolapiatti per base estraibile - Estrazione parziale.  
Draining rack for extractable base - Partial extraction.

CODICE CODE	FINITURA FINISH		MOBILE - CABINET		PORTATA KG CAPACITY (KG)
			L - W	P - D	
703/45-45	C	XC	450	450	20
703/45-50				500	
703/60-45	C	XC	600	450	20
703/60-50				500	

CESTI SOLO CROMO

BASKETS ONLY AVAILABLE IN CHROME

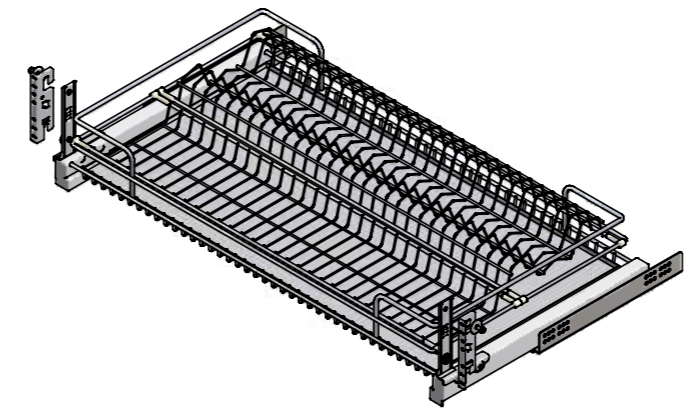


Scolapiatti per base estraibile - Estrazione totale.  
Draining rack for extractable base - Total extraction.

CODICE CODE	SOFT SOFT	FINITURA FINISH	MOBILE - CABINET		PORTATA KG CAPACITY (KG)
			L - W	P - D	
1703/45-45	Y	XC	450	450	25
1703/45-50				500	
1703/60-45	Y	XC	600	450	25
1703/60-50				500	
1703/90-45	Y	XC	900	450	25
1703/90-50				500	

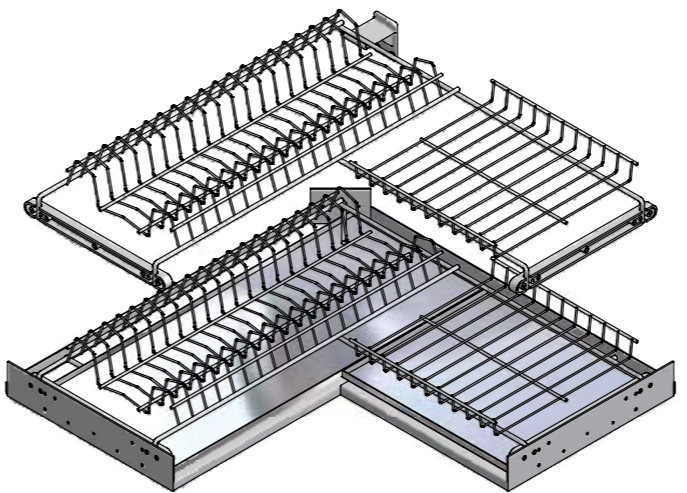
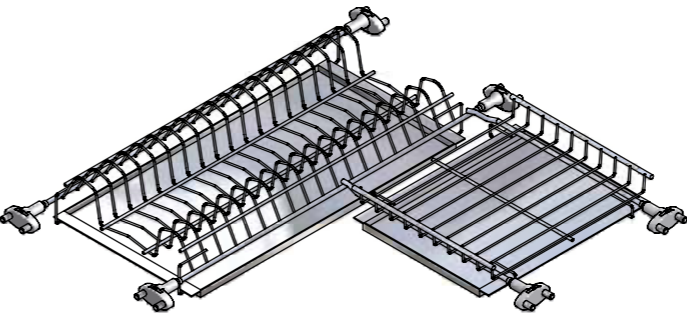
CESTI SOLO CROMO  
GRIGLIE INOX CROMO

BASKETS ONLY AVAILABLE IN CHROME  
RACKS IN STAINLESS STEEL CHROME



Scolapiatti ad angolo completo di vaschette.  
Corner draining rack with trays included.

CODICE CODE	FINITURA FINISH	MOBILE CABINET	ARTICOLO - ITEM	
			P - D	L - W
704	X	600x600	564	564
704	X	650x650	614	614



Scolapiatti ad angolo completo di telaio e vaschette  
Corner draining rack with trays and frame included.


CODICE CODE	FINITURA FINISH	MOBILE CABINET	ARTICOLO - ITEM	
			P - D	L - W
706	X	600x600	564	564
706	X	650x650	614	614

TELAIO DA PERSONALIZZARE SU FIANCO CLIENTE. MINIMA QUANTITA' ORDINABILE: 30 PZ.  
FRAME TO BE PERSONALISED ON THE SIDE BY THE CUSTOMER. MINIMUM ORDER QUANTITY: 30 PCS



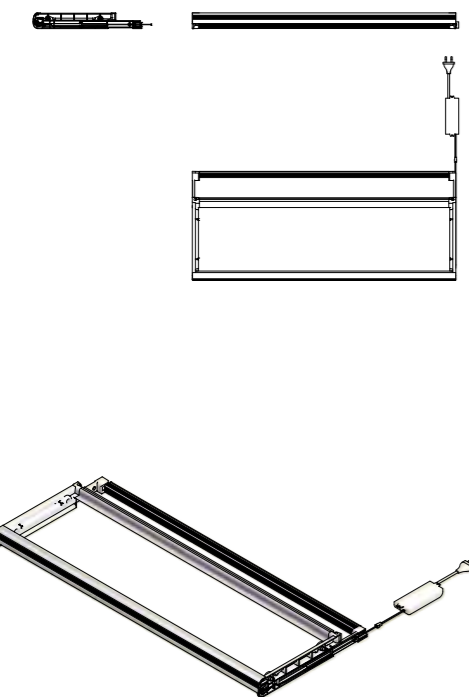
Telaio inferiore in alluminio con supporti in materiale plastico estensibili. Adatti a tutti i tipi di fianco. Con incavo portavaschetta.  
Lower aluminium frame with extendable plastic supports. Suited to all types of side panel. With cut-out for tray support.

CODICE CODE	FINITURA FINISH	MOBILE CABINET	DIMENSIONI - DIMENSIONS					Q.TÀ PER CONFEZIONE QUANTITY PER BOX
			P - D	L - W			H - H	
				SP. FIANCO - PANEL THICKNESS				
				16 mm	18 mm	20 mm		
516I/45	A	45	275 / 355	418	414	410	52	18
516I/60	A	60	275 / 355	568	564	560	52	18
516I/80	A	80	275 / 355	768	764	760	52	18
516I/90	A	90	275 / 355	868	864	860	52	18
516I/120	A	120	275 / 355	1168	1164	1160	52	18



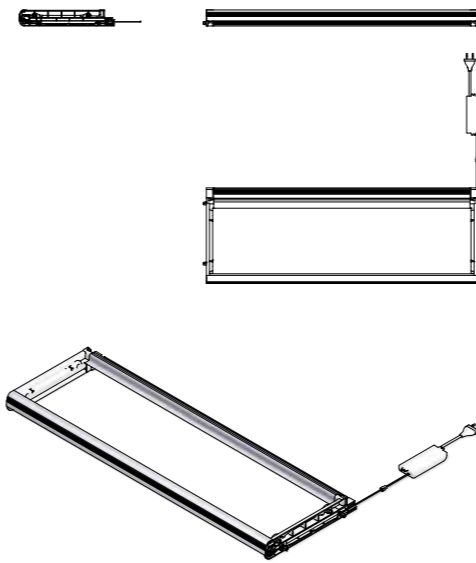
Telaio inferiore in alluminio con supporti in materiale plastico personalizzabile su fianco del cliente. Con incavo portavaschetta.  
Lower aluminium frame with plastic supports which may be personalised for the customer for use with side panels. With cut-out for tray support.

CODICE CODE	FINITURA FINISH	MOBILE CABINET	DIMENSIONI - DIMENSIONS					Q.TÀ PER CONFEZIONE QUANTITY PER BOX
			P - D	L - W			H - H	
				SP. FIANCO - PANEL THICKNESS				
				16 mm	18 mm	20 mm		
520I/45	A	45	275 / 355	418	414	410	52	18
520I/60	A	60	275 / 355	568	564	560	52	18
520I/80	A	80	275 / 355	768	764	760	52	18
520I/90	A	90	275 / 355	868	864	860	52	18
520I/120	A	120	275 / 355	1168	1164	1160	52	18



Telaio inferiore in alluminio, con luce led anteriore integrata. Supporti in materiale plastico estensibili. Adatti a tutti i tipi di fianco. Con incavo portavaschetta.  
Lower aluminium frame with front led light. Extendable plastic supports suited to all types of side panel. With cut-out for tray support.

CODICE CODE	FINITURA FINISH	MOBILE CABINET	DIMENSIONI - DIMENSIONS					Q.TÀ PER CONFEZIONE QUANTITY PER BOX
			P - D	L - W			H - H	
				SP. FIANCO - PANEL THICKNESS				
				16 mm	18 mm	20 mm		
522I/45	A	45	275 / 355	418	414	410	52	18
522I/60	A	60	275 / 355	568	564	560	52	18
522I/80	A	80	275 / 355	768	764	760	52	18
522I/90	A	90	275 / 355	868	864	860	52	18
522I/120	A	120	275 / 355	1168	1164	1160	52	18



Telaio inferiore in alluminio, con luce LED anteriore integrata. Supporti in materiale plastico personalizzabile su fianco cliente. Con incavo porta vaschetta.  
Lower aluminium frame with front LED light. Plastic supports which may be personalized for the customer for use with side panels. With cut-out for tray support.

CODICE CODE	FINITURA FINISH	MOBILE CABINET	DIMENSIONI - DIMENSIONS					Q.TÀ PER CONFEZIONE QUANTITY PER BOX
			P - D	L - W			H - H	
				SP. FIANCO - PANEL THICKNESS				
				16 mm	18 mm	20 mm		
524I/45	A	45	275 / 355	418	414	410	52	18
524I/60	A	60	275 / 355	568	564	560	52	18
524I/80	A	80	275 / 355	768	764	760	52	18
524I/90	A	90	275 / 355	868	864	860	52	18
524I/120	A	120	275 / 355	1168	1164	1160	52	18



Telaio in alluminio con supporti in materiale plastico personalizzabile su fianco del cliente. Con incavo portavaschette.  
Aluminium frame with plastic supports which may be personalised for the customer for use with side panels. With cut-out for tray support.

CODICE CODE	FINITURA FINISH	MOBILE CABINET	DIMENSIONI - DIMENSIONS					Q.TÀ PER CONFEZIONE QUANTITY PER BOX
			P - D	L - W			H - H	
				SP. FIANCO - PANEL THICKNESS				
				16 mm	18 mm	20 mm		
512S/45	A	45	240 / 268	418	414	410	40	
512S/60	A	60	240 / 268	568	564	560	40	
512S/80	A	80	240 / 268	768	764	760	40	
512S/90	A	90	240 / 268	868	864	860	40	
512S/120	A	120	240 / 268	1168	1164	1160	40	



Profondità 267 mm.  
Depth 267 mm.

Per art. 721B  
For art. 721B



Profondità 256 mm.  
Depth 256 mm.



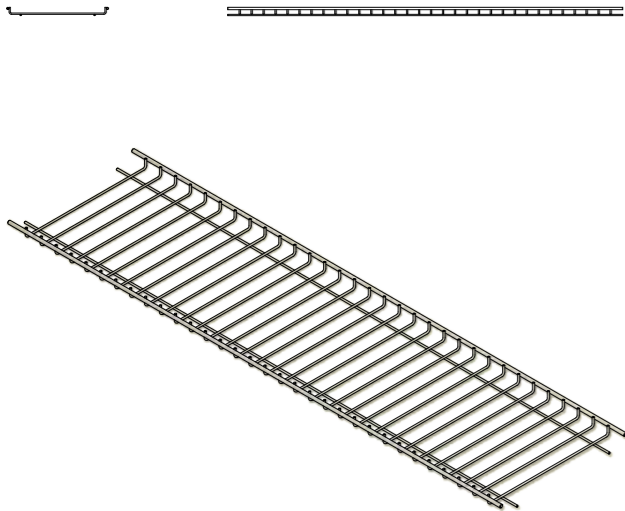
Profondità 252 mm.  
Depth 252 mm.

Per art. 720B  
For art. 720B



Profondità 241 mm.  
Depth 241 mm.

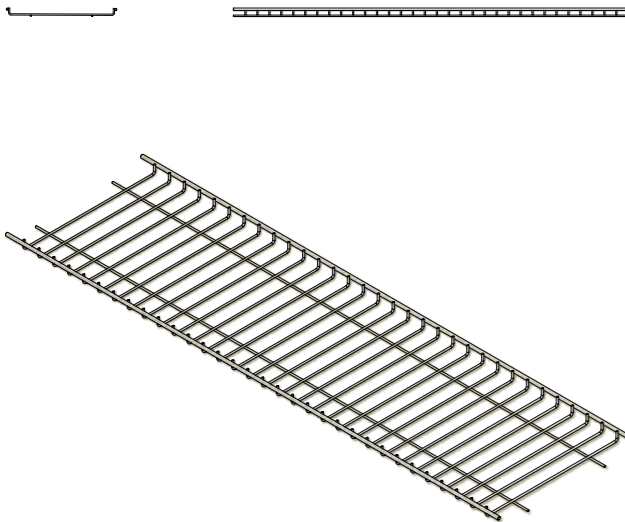
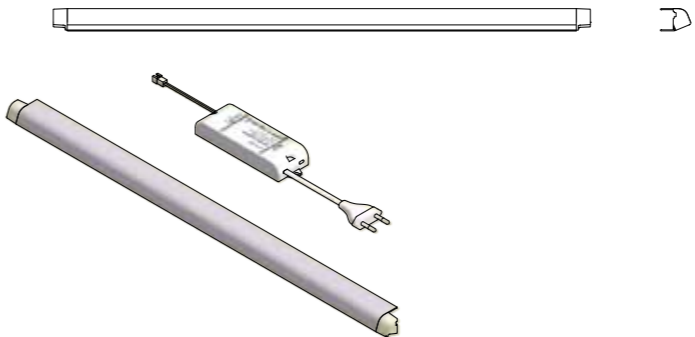
Staffe per telaio superiore, articolo 512S  
Brackets for upper aluminium frame, art. 512S



Griglia portabicchieri serie "STYLE".  
"STYLE" range glass rack.

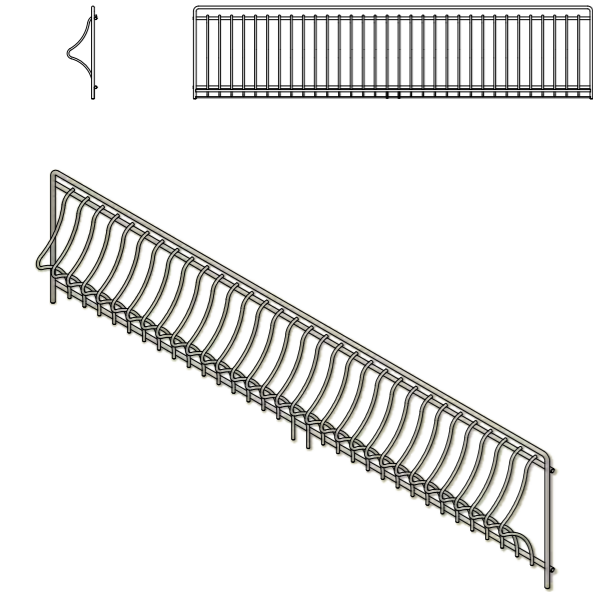
CODICE CODE	FINITURA FINISH	MOBILE CABINET	DIMENSIONI - DIMENSIONS		
			P - D	L - W	H - H
720B/45	X	45	217	390	12
720B/60	X	60	217	540	12
720B/80	X	80	217	740	12
720B/90	X	90	217	840	12
720B/120	x	120	217	1140	12

Profilo alluminio con led integrato. Adatto a tutti i telai INOXA.  
Aluminium profile with led light. Suited to all INOXA frames.



Griglia portabicchieri serie "STYLE".  
"STYLE" range glass rack.

CODICE CODE	FINITURA FINISH	MOBILE CABINET	DIMENSIONI - DIMENSIONS		
			P - D	L - W	H - H
721B/45	X	45	236	390	12
721B/60	X	60	236	540	12
721B/80	X	80	236	740	12
721B/90	X	90	236	840	12
721B/120	x	120	236	1140	12



Griglia portapiatti serie "STYLE".  
"STYLE" range dish rack.

CODICE CODE	FINITURA FINISH	MOBILE CABINET	DIMENSIONI - DIMENSIONS		
			P - D	L - W	H - H
712P/45	X	45	52	390	176
712P/60	X	60	52	540	176
712P/80	X	80	52	740	176
712P/90	X	90	52	840	176
712P/120	x	120	52	1140	176

ADATTO SOLO AI TELAI 516I, 520I, 522I, 524I E 512S.  
ONLY SUITABLE FOR FRAMES 516I, 520I, 522I, 524I E 512S.

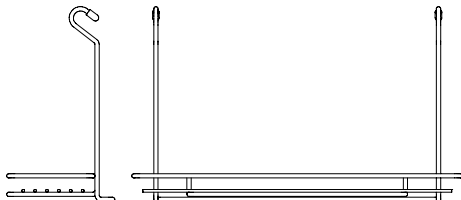
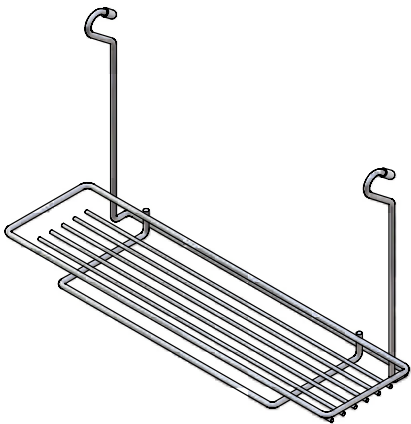




# Sottopensili **Linea Plating**

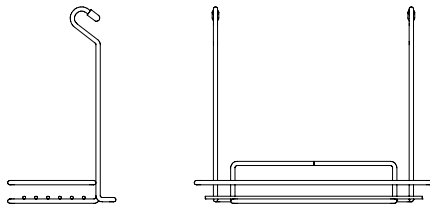
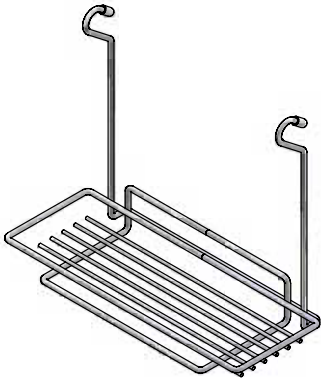
Plating range Undercabinet racks

ACCESSORI PER IL QUOTIDIANO. | EVERYDAY ACCESSORIES.



**Multiuso big.**  
Big multi-use rack.

CODICE CODE	FINITURA - FINISH						ARTICOLO - ITEM		
							L - W	P - D	H - H
800-201	C	N	OL	OT	R	X	450	145	265

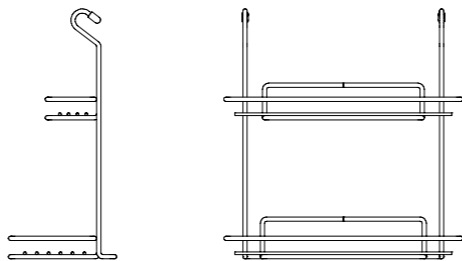
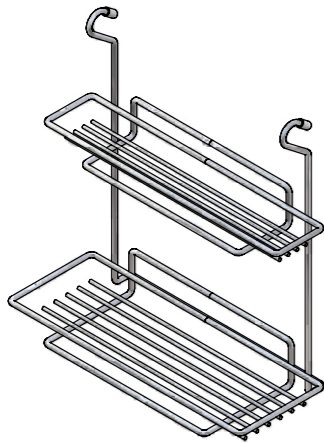


**Multiuso.**  
Multi-use rack.

CODICE CODE	FINITURA - FINISH						ARTICOLO - ITEM		
							L - W	P - D	H - H
800-202	C	N	OL	OT	R	X	325	145	265

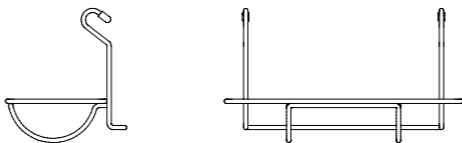
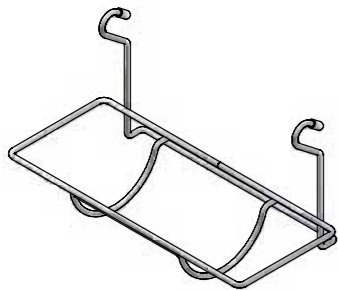
**800-201**  
Linea Plating | Plating range

**800-202**  
Linea Plating | Plating range



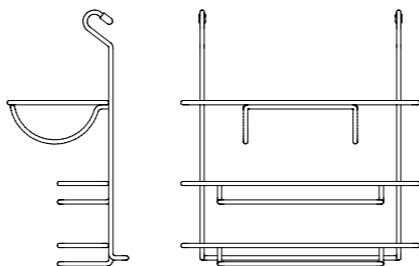
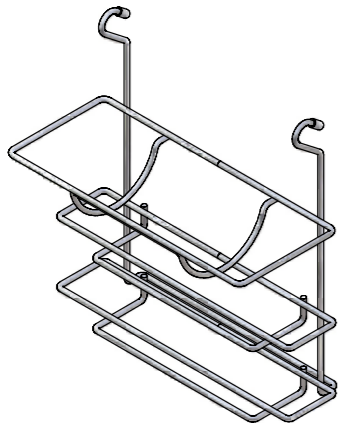
Due piani.  
Rack with two shelves.

CODICE CODE	FINITURA - FINISH						ARTICOLO - ITEM		
							L - W	P - D	H - H
800-203	C	N	OL	OT	R	X	325	145	340



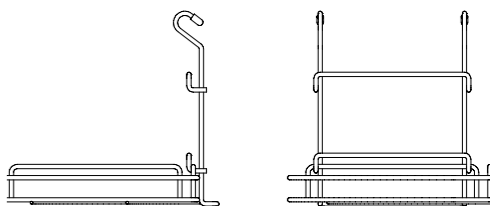
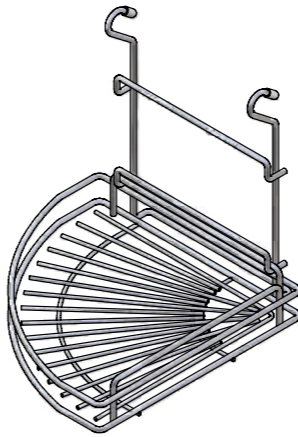
Portarotolo.  
Roll holder.

CODICE CODE	FINITURA - FINISH						ARTICOLO - ITEM		
							L - W	P - D	H - H
800-204	C	N	OL	OT	R	X	325	165	170



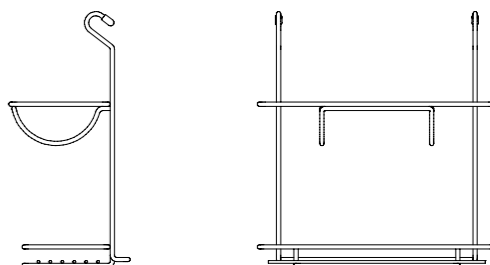
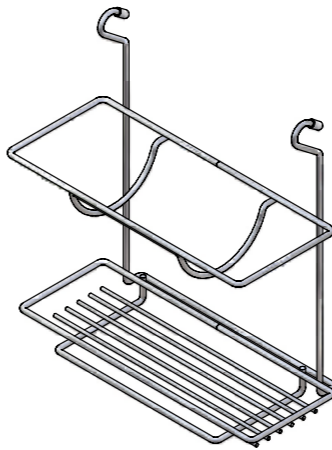
Tris portarotolo.  
Triple roll holder.

CODICE CODE	FINITURA - FINISH						ARTICOLO - ITEM		
							L - W	P - D	H - H
800-205	C	N	OL	OT	R	X	325	165	350



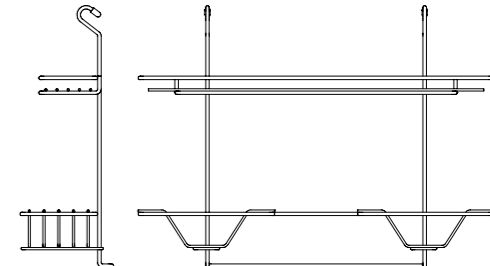
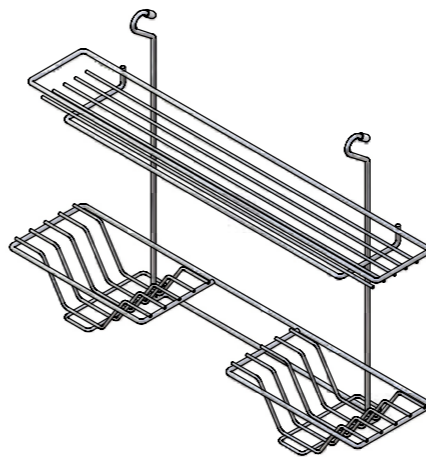
Angoliera (reversibile dx - sx).  
Corner rack (LHS - RHS reversible).

CODICE CODE	FINITURA - FINISH						ARTICOLO - ITEM		
							L - W	P - D	H - H
800-206	C	N	OL	OT	R	X	285	285	265



Combinato.  
Combined rack.

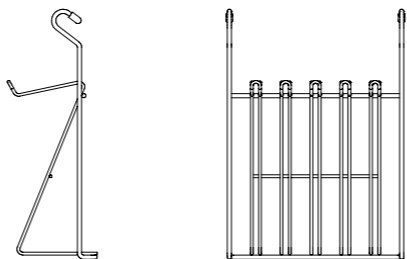
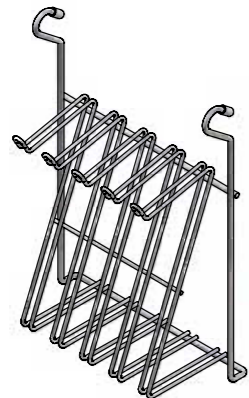
CODICE CODE	FINITURA - FINISH						ARTICOLO - ITEM		
							L - W	P - D	H - H
800-207	C	N	OL	OT	R	X	325	165	350



Scolapiatti.  
Draining racks.

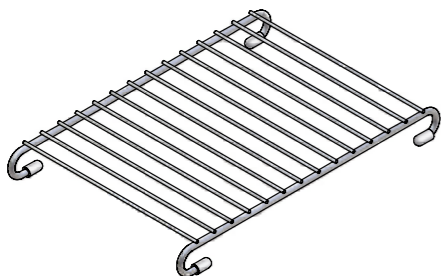
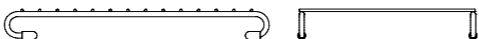
CODICE CODE	FINITURA - FINISH						ARTICOLO - ITEM		
							L - W	P - D	H - H
800-208	C	N	OL	OT	R	X	605	160	445

FUORI PRODUZIONE  
OUT OF PRODUCTION



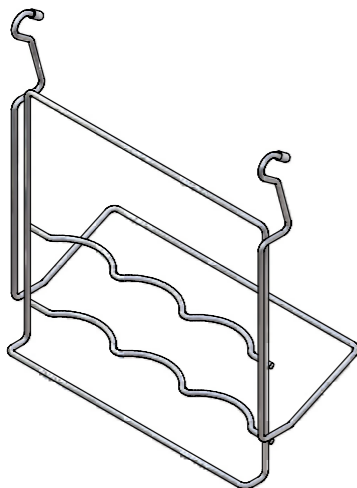
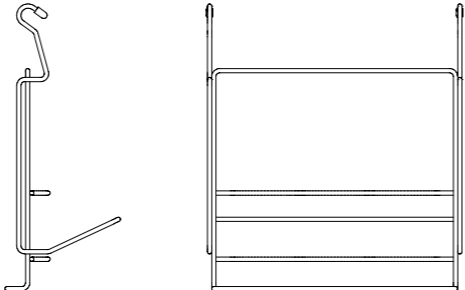
Portacottelli.  
Knife rack.

CODICE CODE	FINITURA - FINISH						ARTICOLO - ITEM		
							L - W	P - D	H - H
800-209	C	N	OL	OT	R	X	240	120	340



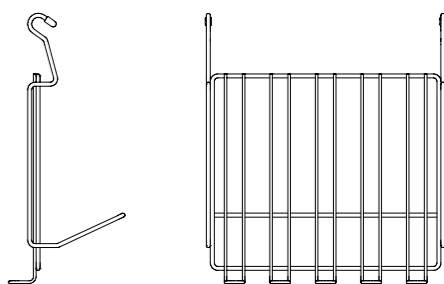
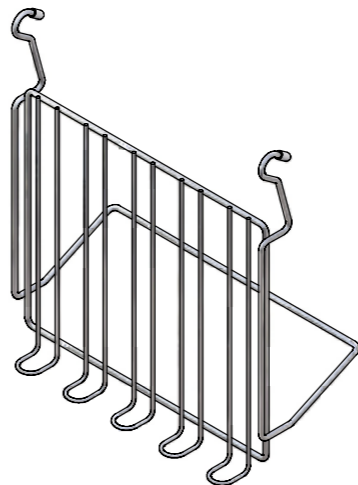
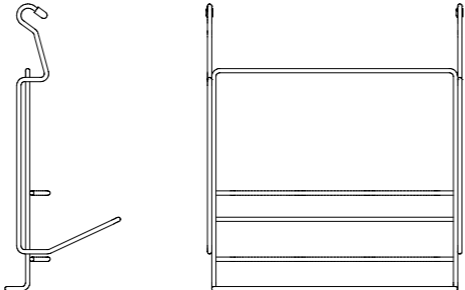
Sottopentola.  
Pan stand.

CODICE CODE	FINITURA - FINISH						ARTICOLO - ITEM		
							L - W	P - D	H - H
800-210	C	N	OL	OT	R	X	300	200	35



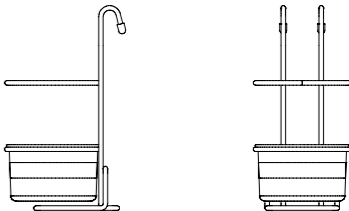
Portabottiglie.  
Bottle rack.

CODICE CODE	FINITURA - FINISH						ARTICOLO - ITEM		
							L - W	P - D	H - H
800-211	C	N	OL	OT	R	X	345	160	390



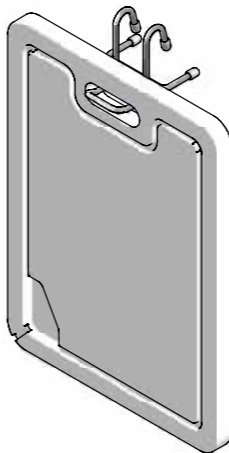
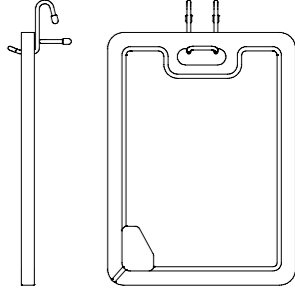
Leggio.  
Bookstand.

CODICE CODE	FINITURA - FINISH						ARTICOLO - ITEM		
							L - W	P - D	H - H
800-212	C	N	OL	OT	R	X	345	170	390



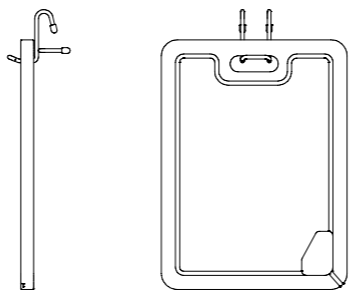
Portaposate.  
Cutlery holder.

CODICE CODE	FINITURA - FINISH						ARTICOLO - ITEM		
							L - W	P - D	H - H
800-213	C	N	OL	OT	R	X	130	170	265



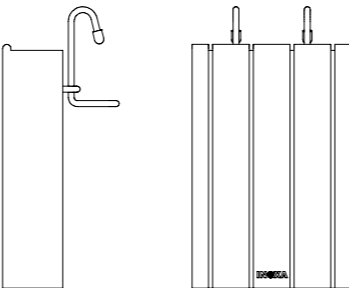
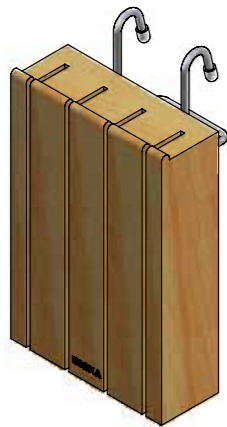
Tagliere in teflon.  
Teflon chopping board.

CODICE CODE	FINITURA - FINISH						ARTICOLO - ITEM		
							L - W	P - D	H - H
800-214	C	N	OL	OT	R	X	290	20	390



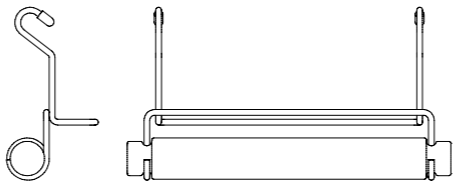
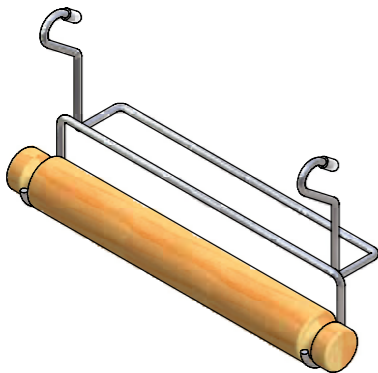
Tagliere in faggio.  
Beech chopping board.

CODICE CODE	FINITURA - FINISH						ARTICOLO - ITEM		
							L - W	P - D	H - H
800-215	C	N	OL	OT	R	X	290	20	390



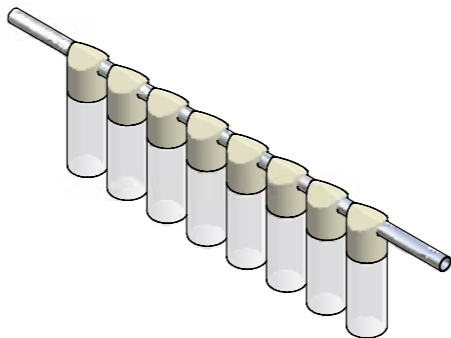
Portacoltelli in faggio.  
Beech knife block.

CODICE CODE	FINITURA - FINISH						ARTICOLO - ITEM		
							L - W	P - D	H - H
800-216	C	N	OL	OT	R	X	155	115	280



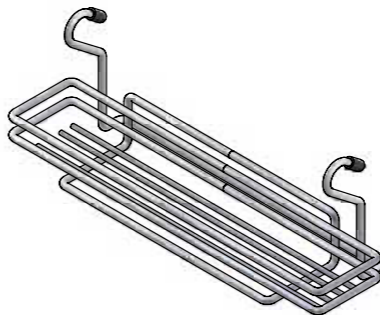
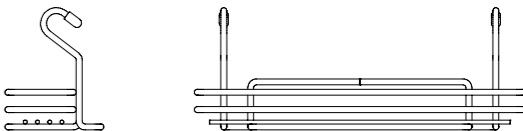
Mattarello.  
Roll dispenser.

CODICE CODE	FINITURA - FINISH						ARTICOLO - ITEM		
							L - W	P - D	H - H
800-217	C	N	OL	OT	R	X	330	110	150



Portaspezie.  
Spice rack.

CODICE CODE	FINITURA - FINISH						ARTICOLO - ITEM		
							L - W	P - D	H - H
800-218						B	40	40	140



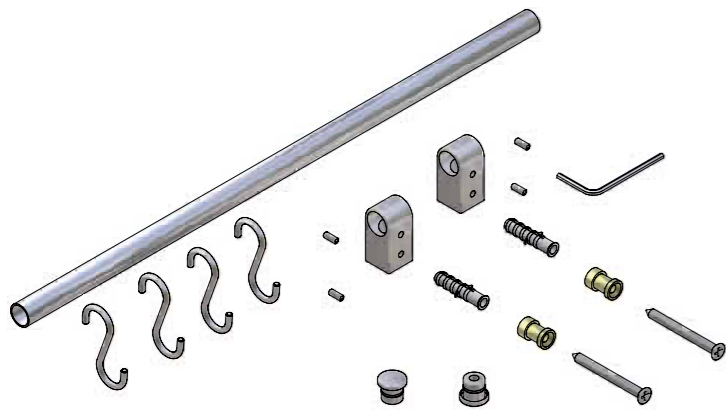
Mensola.  
Shelf.

CODICE CODE	FINITURA - FINISH						ARTICOLO - ITEM		
							L - W	P - D	H - H
800-219	C	N	OL	OT	R	X	325	105	115



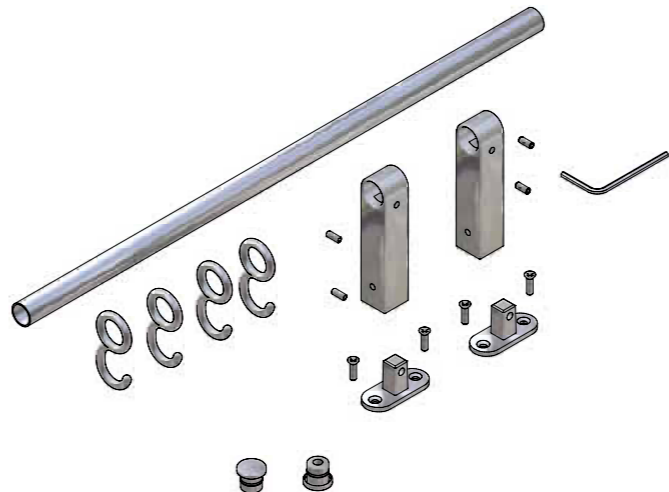
Kit tubo moderno con supporto corto e ganci a "9".  
Modern pipe kit with short support and "9"-shaped hooks.

CODICE CODE	L - W	FINITURA - FINISH						ARTICOLO Ø ITEM Ø
826	0450	C	N	OL	OT	R	X	16
	0600							
	0900							
	1200							




Kit tubo moderno con supporto corto e ganci a "s".  
Modern pipe kit with short support and "s"-shaped hooks.

CODICE CODE	L - W	FINITURA - FINISH						ARTICOLO Ø ITEM Ø
827	0450	C	N	OL	OT	R	16	
	0600							
	0900							
	1200							




Kit tubo moderno con supporto lungo e ganci a "9".  
Modern pipe kit with long support and "9"-shaped hooks.

CODICE CODE	L - W	FINITURA - FINISH						ARTICOLO Ø ITEM Ø
826-....SL	0450	C	N	OL	OT	R	16	
	0600							
	0900							
	1200							




Kit tubo classico con supporto corto e ganci a "9".  
Classic pipe kit with short support and "9"-shaped hooks.

CODICE CODE	L - W	FINITURA - FINISH						ARTICOLO Ø ITEM Ø
836	0450	C	N	OL	OT	R	X	16
	0600							
	0900							
	1200							



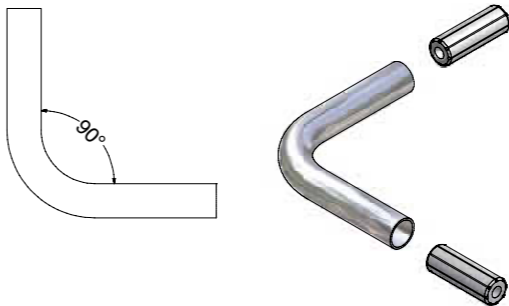
Kit tubo moderno con supporto lungo e ganci a "s".  
Modern pipe kit with long support and "s"-shaped hooks.

CODICE CODE	L - W	FINITURA - FINISH						ARTICOLO Ø ITEM Ø
827-....SL	0450	C	N	OL	OT	R	16	
	0600							
	0900							
	1200							



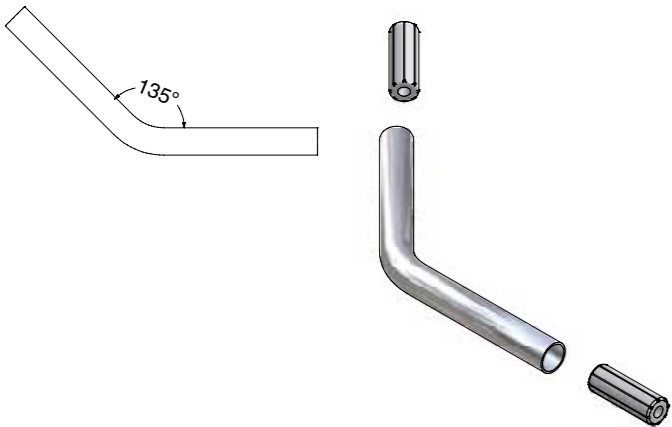
Kit tubo classico con supporto corto e ganci a "s".  
Classic pipe kit with short support and "s"-shaped hooks.

CODICE CODE	L - W	FINITURA - FINISH						ARTICOLO Ø ITEM Ø
837	0450	C	N	OL	OT	R	16	
	0600							
	0900							
	1200							



Raccordo 90° con giunzioni.  
90° attachment with connections.

CODICE CODE	FINITURA - FINISH						ARTICOLO - ITEM		
							L - W	P - D	Ø
801-007	C	N	OL	OT	R	X	100	100	16



Raccordo 135° con giunzioni.  
135° attachment with connections.

CODICE CODE	FINITURA - FINISH						ARTICOLO - ITEM		
							L - W	P - D	Ø
801-008	C	N	OL	OT	R	X	100	100	16



Terminale moderno.  
Modern end cap.

CODICE CODE	FINITURA - FINISH						ARTICOLO - ITEM		
							L - W	P - D	Ø
826-03	C	N	OL	OT	R	X			



Terminale classico.  
Classic end cap.

CODICE CODE	FINITURA - FINISH						ARTICOLO - ITEM		
							L - W	P - D	Ø
826-04	C	N	OL	OT	R	X			



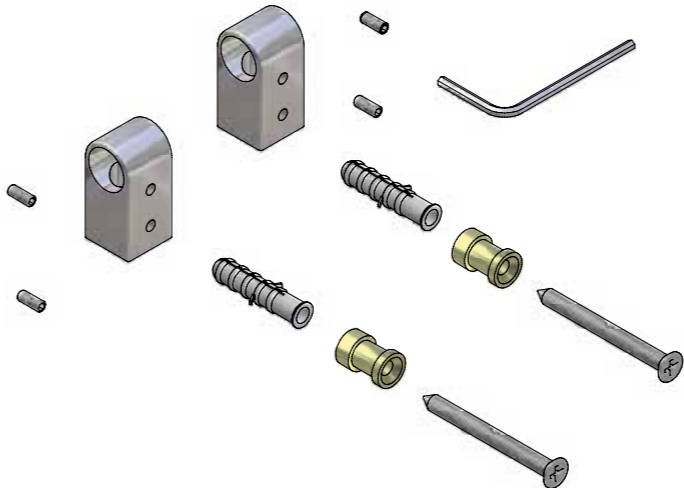
Gancio a "9".  
"9"-shaped hook.

CODICE CODE	FINITURA - FINISH						ARTICOLO - ITEM		
							L - W	P - D	Ø
826-05	C	N	OL	OT	R	X			



Gancio a "s".  
"s"-shaped hook.

CODICE CODE	FINITURA - FINISH						ARTICOLO - ITEM		
							L - W	P - D	Ø
826-06	C	N	OL	OT	R	X			

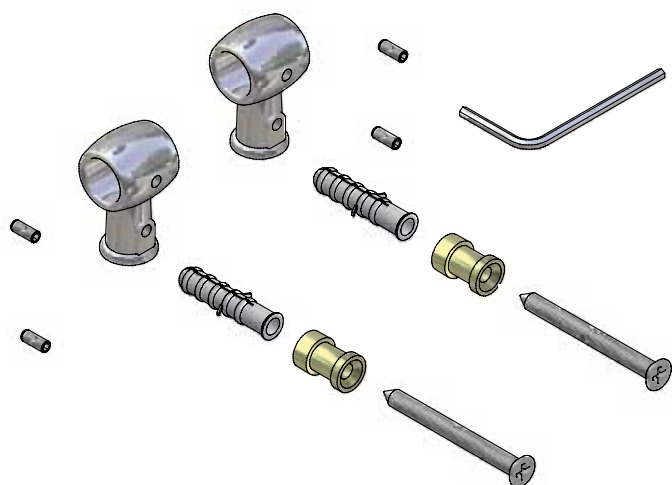


Supporto corto moderno + kit assemblaggio.  
Modern short support + assembly kit.

CODICE CODE	FINITURA - FINISH						ARTICOLO - ITEM		
							L - W	P - D	Ø
826-01	C	N	OL	OT	R	X	21	21	43

826-02

Linea Plating | Plating range

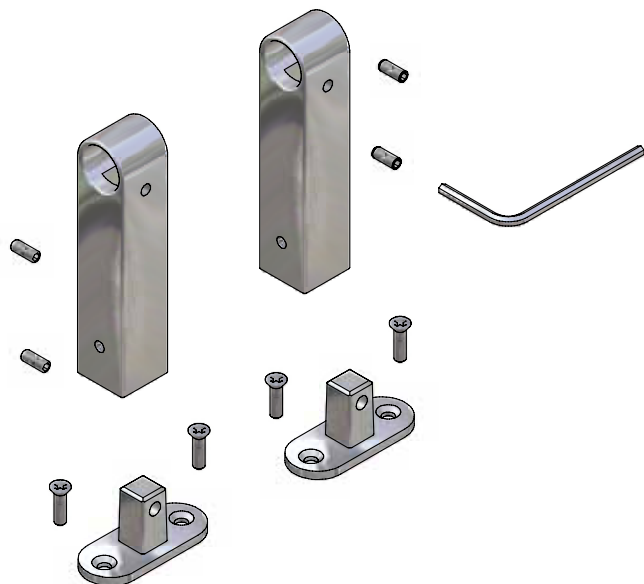


**Supporto corto classico + kit assemblaggio.**  
Classic short support + assembly kit.

CODICE CODE	FINITURA - FINISH						ARTICOLO - ITEM		
							L - W	P - D	H - H
826-02	C	N	OL	OT	R	X	25	25	43

826-11

Linea Plating | Plating range

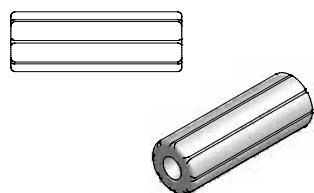


**Supporto lungo moderno + kit assemblaggio.**  
Modern long support + assembly kit.

CODICE CODE	FINITURA - FINISH						ARTICOLO - ITEM		
							L - W	P - D	H - H
826-11	C	N	OL	OT	R	X	21	21	95

801-009

Linea Plating | Plating range



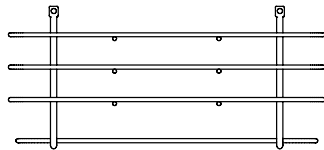
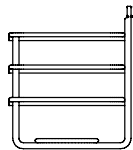
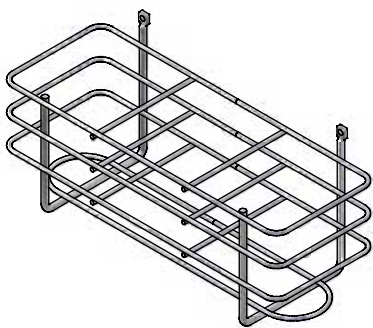
**Giunzione.**  
Connection.

CODICE CODE	FINITURA - FINISH						ARTICOLO - ITEM	
							Ø	H - H
801-009	C	N	OL	OT	R	X	14	40

# Dispensa

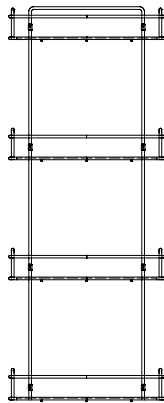
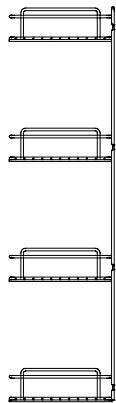
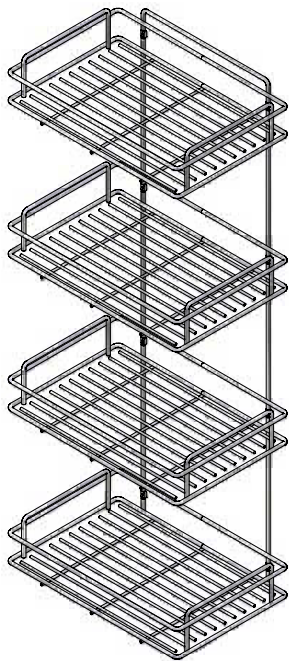
## Pantry

IL "PLUS" DEI COMPONENTI D'ARREDO. | THE "PLUS" OF FURNISHING COMPONENTS.



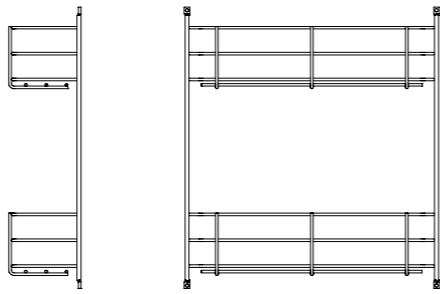
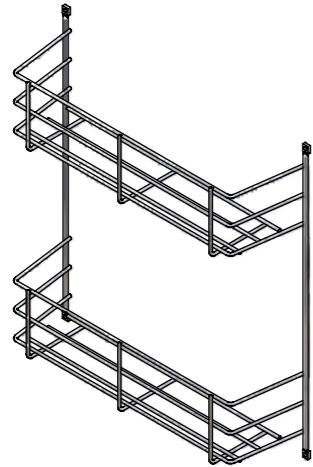
Portabottiglie.  
Bottle rack.

CODICE CODE	FINITURA FINISH	ARTICOLO - ITEM			PORTATA KG CAPACITY (KG)
		L - W	P - D	H - H	
003	C	300	115	135	



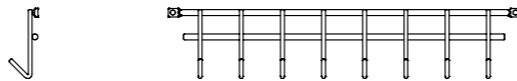
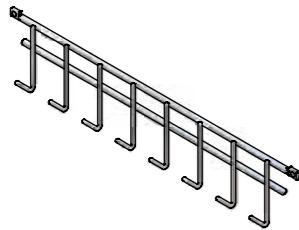
Cestello contenitore 4 piani.  
Basket container with four shelves.

CODICE CODE	FINITURA FINISH	ARTICOLO - ITEM			PORTATA KG CAPACITY (KG)
		L - W	P - D	H - H	
005	C	350	240	900	



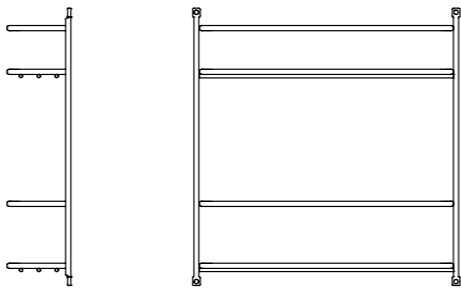
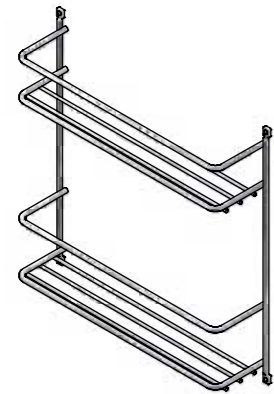
Portadetrivi.  
Detergent rack.

CODICE CODE	FINITURA FINISH	ARTICOLO - ITEM			PORTATA KG CAPACITY (KG)
		L - W	P - D	H - H	
007	C	355	105	415	



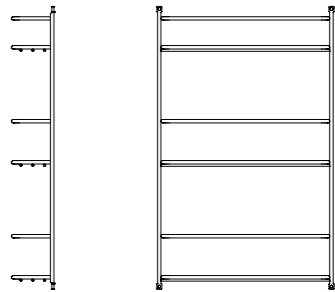
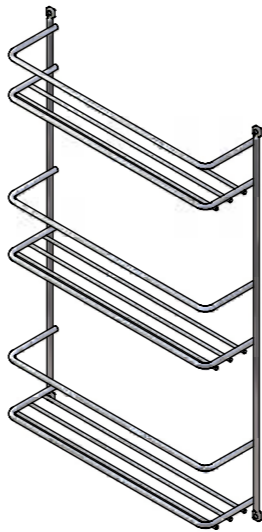
Portastrofinacci.  
Row of cloth hooks.

CODICE CODE	FINITURA FINISH	ARTICOLO - ITEM			PORTATA KG CAPACITY (KG)
		L - W	P - D	H - H	
008	C	350	25	70	



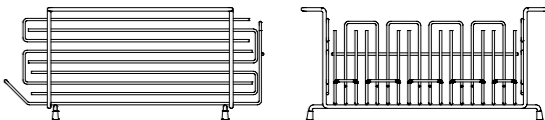
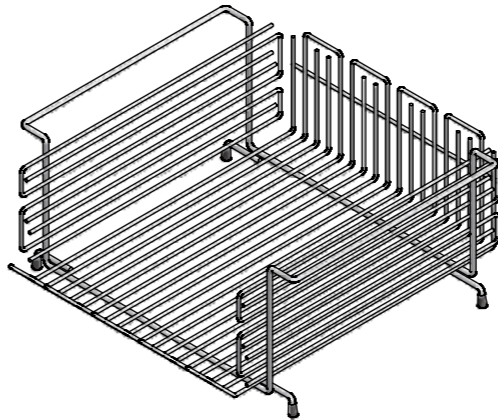
Portaspezie due piani.  
Spice rack with two shelves.

CODICE CODE	FINITURA FINISH	ARTICOLO - ITEM			PORTATA KG CAPACITY (KG)
		L - W	P - D	H - H	
010C2	C	300	75	315	



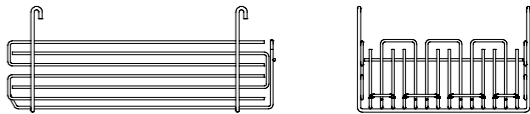
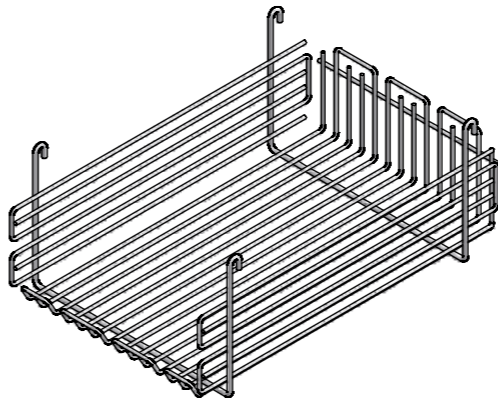
Portaspezie tre piani.  
Spice rack with three shelves.

CODICE CODE	FINITURA FINISH	ARTICOLO - ITEM			PORTATA KG CAPACITY (KG)
		L - W	P - D	H - H	
010C3	C	300	75	475	



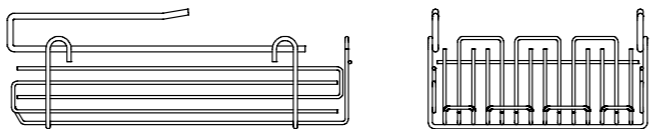
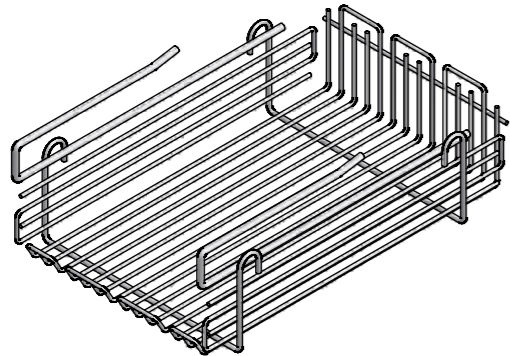
Cesto da appoggio sovrapponibile.  
Support basket (may be placed on top of various surfaces).

CODICE CODE	FINITURA FINISH	ARTICOLO - ITEM			PORTATA KG CAPACITY (KG)
		L - W	P - D	H - H	
040	C	400	420	185	



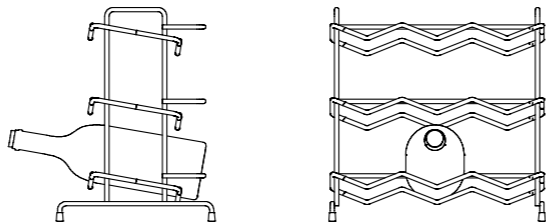
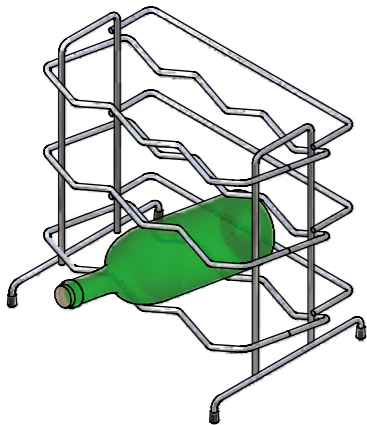
Cesto ad aggancio per ripiano grigliato.  
Hooking basket for wire grille shelf.

CODICE CODE	FINITURA FINISH	ARTICOLO - ITEM			PORTATA KG CAPACITY (KG)
		L - W	P - D	H - H	
041	C	270	430	160	



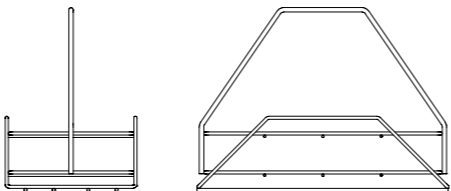
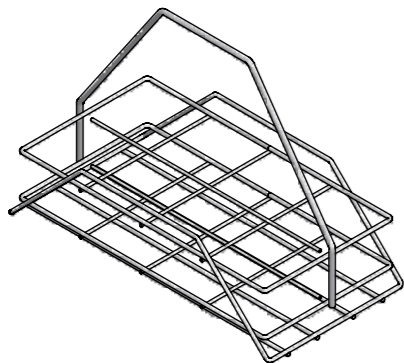
Cesto ad innesto sottoripiano.  
Undershelf basket.

CODICE CODE	FINITURA FINISH	ARTICOLO - ITEM			PORTATA KG CAPACITY (KG)
		L - W	P - D	H - H	
042	C	270	425	140	



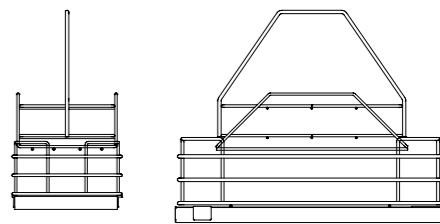
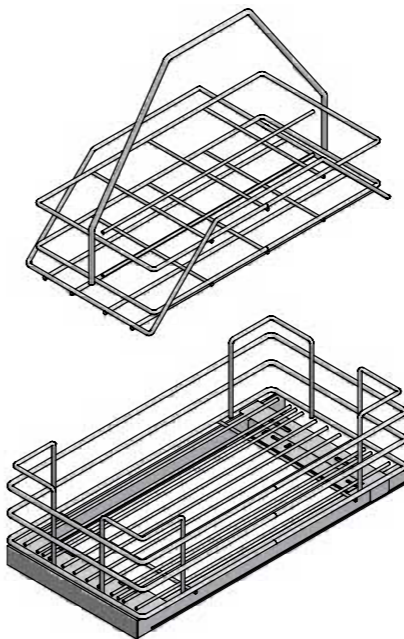
Portabottiglie da appoggio.  
Free-standing bottle rack.

CODICE CODE	FINITURA FINISH	ARTICOLO - ITEM			PORTATA KG CAPACITY (KG)
		L - W	P - D	H - H	
043/9	C	350	250	340	
043/15	C	550	250	340	



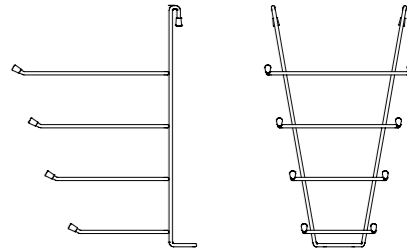
Cestello portabottiglie.  
Bottle basket.

CODICE CODE	FINITURA FINISH	ARTICOLO - ITEM			PORTATA KG CAPACITY (KG)
		L - W	P - D	H - H	
044	C	210	400	300	



Cestello portabottiglie su carrello (asportabile).  
Trolley-mounted bottle basket (removable).

CODICE CODE	FINITURA FINISH	ARTICOLO - ITEM			PORTATA KG CAPACITY (KG)
		L - W	P - D	H - H	
044E	C	220	450	340	25




Portacoperchi ad aggancio per ripiano grigliato.  
Hooking lid holder for wire grille shelf.

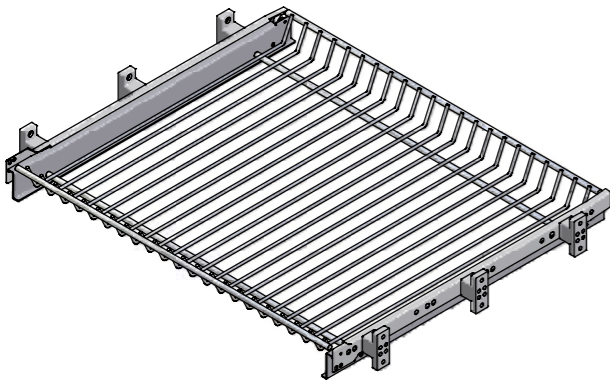
CODICE CODE	FINITURA FINISH	ARTICOLO - ITEM			PORTATA KG CAPACITY (KG)
		L - W	P - D	H - H	
045	C	220	220	360	



Ripiano grigliato cromato.  
Chrome-plated wire grille shelf.

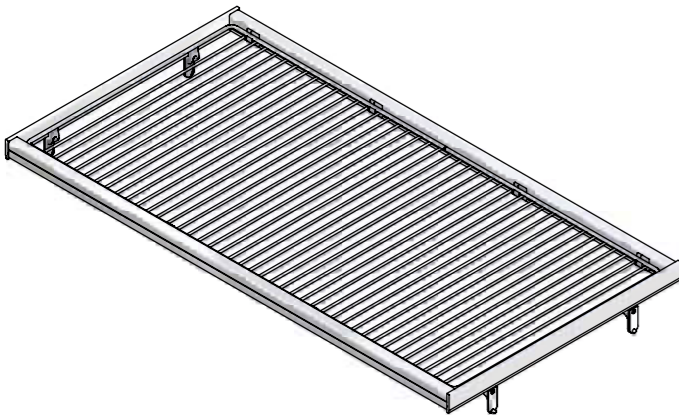
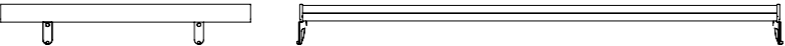


CODICE CODE	FINITURA FINISH	ARTICOLO - ITEM		PORTATA KG CAPACITY (KG)
		L - W	P - D	
400/45-30	C	450	300	30
400/45-45			450	
400/60-30	C	600	300	30
400/60-45			450	
400/80-30	C	800	300	30
400/80-45			450	
400/90-30	C	900	300	30
400/90-45			450	
400/120-30	C	1200	300	30
400/120-45			450	




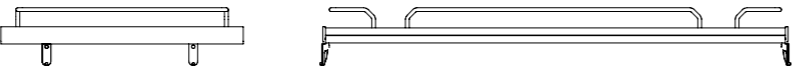
Ripiano grigliato cromato estraibile.  
Chrome-plated extractable wire grille shelf.

CODICE CODE	FINITURA FINISH	ARTICOLO - ITEM		PORTATA KG CAPACITY (KG)
		L - W	P - D	
402D/30-45	C	300	450	25
402D/30-50			500	
402D/40-45	C	400	450	25
402D/40-50			500	
402D/45-45	C	450	450	25
402D/45-50			500	
402D/60-45	C	600	450	25
402D/60-50			500	
402D/80-45	C	800	450	25
402D/80-50			500	
402D/90-45	C	900	450	25
402D/90-50			500	



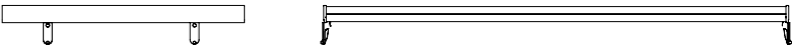
Ripiano fisso in filo cromato con telaio in alluminio.  
Fixed chrome-plated wire shelf with aluminium frame.

CODICE CODE	FINITURA FINISH	ARTICOLO - ITEM		PORTATA KG CAPACITY (KG)
		L - W	P - D	
408/60-30	C	600	300	30
408/60-45			450	
408/90-30	C	900	300	30
408/90-45			450	
408/120-30	C	1200	300	30
408/120-45			450	



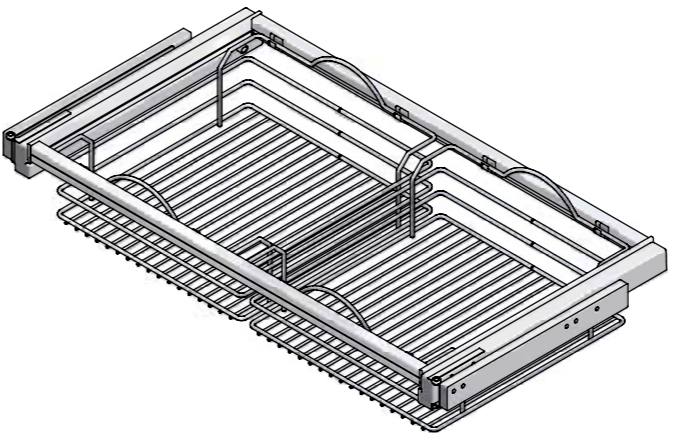
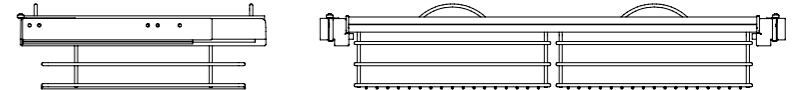
Ripiano fisso in vetro con balconcino in filo cromato e telaio in alluminio.  
Fixed glass shelf with chrome-plated wire surround and aluminium frame.

CODICE CODE	FINITURA FINISH	ARTICOLO - ITEM		PORTATA KG CAPACITY (KG)
		L - W	P - D	
408R/60-30	C	600	300	30
408R/60-45			450	
408R/90-30	C	900	300	30
408R/90-45			450	
408R/120-30	C	1200	300	30
408R/120-45			450	



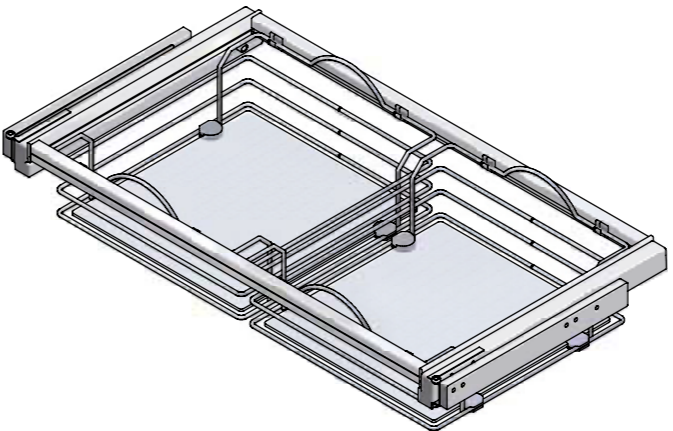
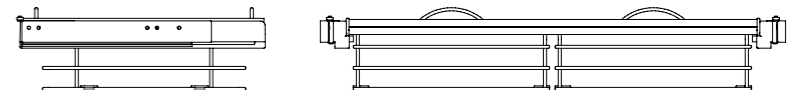
Ripiano fisso in vetro con telaio in alluminio.  
Fixed glass shelf with aluminium frame.

CODICE CODE	FINITURA FINISH	ARTICOLO - ITEM		PORTATA KG CAPACITY (KG)
		L - W	P - D	
408V/60-30	C	600	300	30
408V/60-45			450	
408V/90-30	C	900	300	30
408V/90-45			450	
408V/120-30	C	1200	300	30
408V/120-45			450	



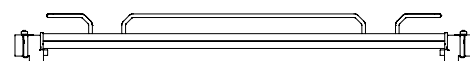
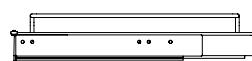

Telaio estraibile in alluminio con due cesti asportabili in filo cromato - estrazione totale con o senza soft.  
Extractable aluminium frame with two removable chrome-plated wire baskets - total extraction with or without the soft close feature.

CODICE CODE	SOFT SOFT	FINITURA FINISH	ARTICOLO - ITEM		PORTATA KG CAPACITY (KG)
			L - W	P - D	
418/90-45	Y	C	900	450	30
418/120-45	Y	C	1200	450	30



Telaio estraibile in alluminio con due cesti asportabili in filo cromato e fondo in vetro - estrazione totale con o senza soft.  
Extractable aluminium frame with two removable chrome-plated wire baskets and glass base - total extraction with or without soft close feature.


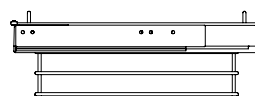
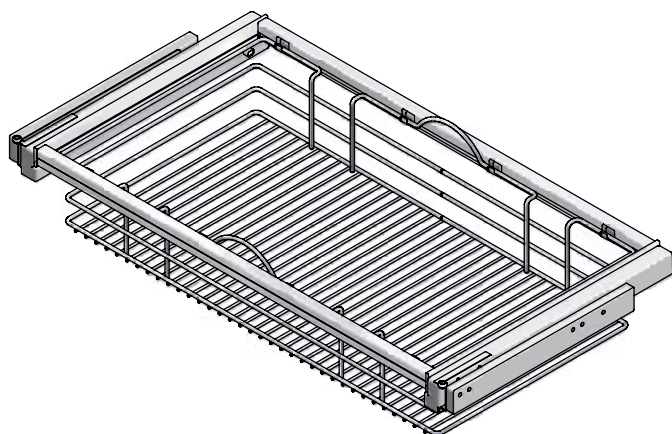
CODICE CODE	SOFT SOFT	FINITURA FINISH	ARTICOLO - ITEM		PORTATA KG CAPACITY (KG)
			L - W	P - D	
418V/90-45	Y	C	900	450	30
418V/120-45	Y	C	1200	450	30



Ripiano estraibile in vetro con balconcino in filo cromato e telaio in alluminio - estrazione totale con o senza soft-close.

Extractable glass shelf with chrome-plated wire surround and aluminium frame - total extraction with or without soft close feature.

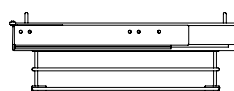
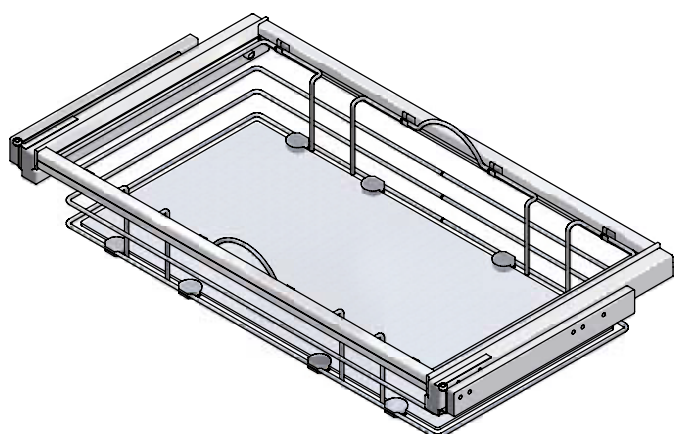
CODICE CODE	SOFT SOFT	FINITURA FINISH	ARTICOLO - ITEM		PORTATA KG CAPACITY (KG)
			L - W	P - D	
428R/90-45	Y	C	900	450	30
428R/120-45	Y	C	1200	450	30



Telaio estraibile in alluminio con 1 cesto asportabile in filo cromato - estrazione totale con o senza soft.

Extractable aluminium frame with one removable chrome-plated wire basket - total extraction with or without the soft close feature.

CODICE CODE	SOFT SOFT	FINITURA FINISH	ARTICOLO - ITEM		PORTATA KG CAPACITY (KG)
			L - W	P - D	
458/90-45	Y	C	900	450	30



Telaio estraibile in alluminio con 1 cesto asportabile in filo cromato e fondo in vetro - estrazione totale con o senza soft.

Extractable aluminium frame with one removable chrome-plated wire basket and glass base - total extraction with or without soft close feature.

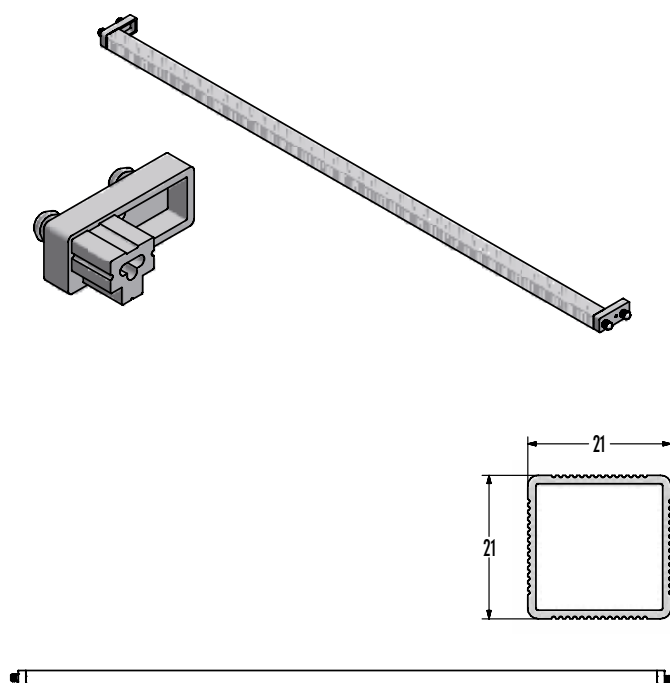
CODICE CODE	SOFT SOFT	FINITURA FINISH	ARTICOLO - ITEM		PORTATA KG CAPACITY (KG)
			L - W	P - D	
458V/90-45	Y	C	900	450	30

# Profili sottotop in alluminio

## Aluminium under-counter edging profiles

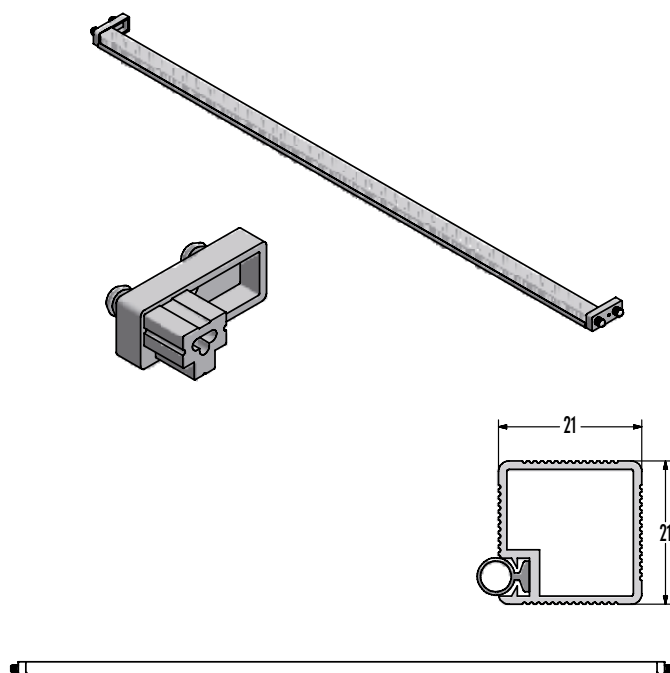
UNA INNOVAZIONE TECNOLOGICA CHE SI ADATTA A TUTTI GLI STILI. | A TECHNOLOGICAL INNOVATION WHICH ADAPTS TO ALL STYLES.

- PROFILI CON SUPPORTI IN MATERIALE PLASTICO PERSONALIZZABILI SU FORATURA DEL CLIENTE.
- EDGING PROFILES WITH PLASTIC SUPPORTS WHICH MAY BE PERSONALISED BY THE CUSTOMER THROUGH DRILLING.



Profilo sottotop anteriore mm 21x21.  
Front under-counter edging profile 21x21 mm.

CODICE CODE	SOFT SOFT	FINITURA FINISH	MOBILE CABINET	MISURA PROFILO EDGING PROFILE MEASUREMENT	
			L - W	P - D	H - H
001/15	/	AL	150	21	21
001/20	/	AL	200	21	21
001/30	/	AL	300	21	21
001/40	/	AL	400	21	21
001/45	/	AL	450	21	21
001/60	/	AL	600	21	21
001/80	/	AL	800	21	21
001/90	/	AL	900	21	21
001/100	/	AL	1000	21	21
001/105	/	AL	1050	21	21
001/120	/	AL	1200	21	21

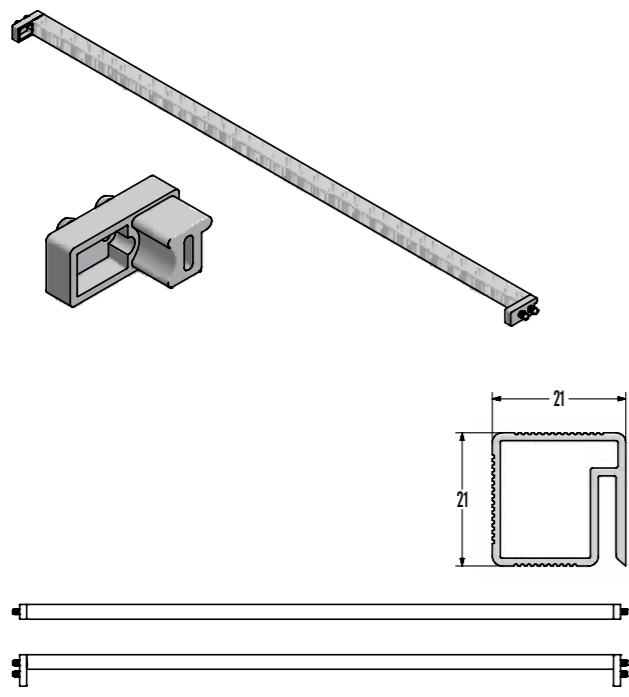


Profilo sottotop anteriore mm 21x21 con parapolvere.  
Front under-counter edging profile 21x21 mm with dust cover.

CODICE CODE	SOFT SOFT	FINITURA FINISH	MOBILE CABINET	MISURA PROFILO EDGING PROFILE MEASUREMENT	
			L - W	P - D	H - H
001P/15	/	AL	150	21	21
001P/20	/	AL	200	21	21
001P/30	/	AL	300	21	21
001P/40	/	AL	400	21	21
001P/45	/	AL	450	21	21
001P/60	/	AL	600	21	21
001P/80	/	AL	800	21	21
001P/90	/	AL	900	21	21
001P/100	/	AL	1000	21	21
001P/105	/	AL	1050	21	21
001P/120	/	AL	1200	21	21

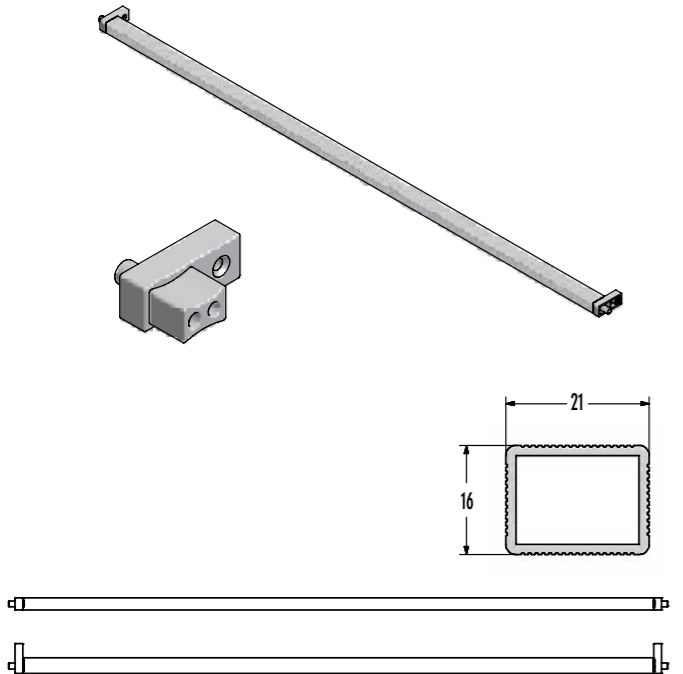
001  
Profili sottotop | Under-counter edging profiles

001P  
Profili sottotop | Under-counter edging profiles



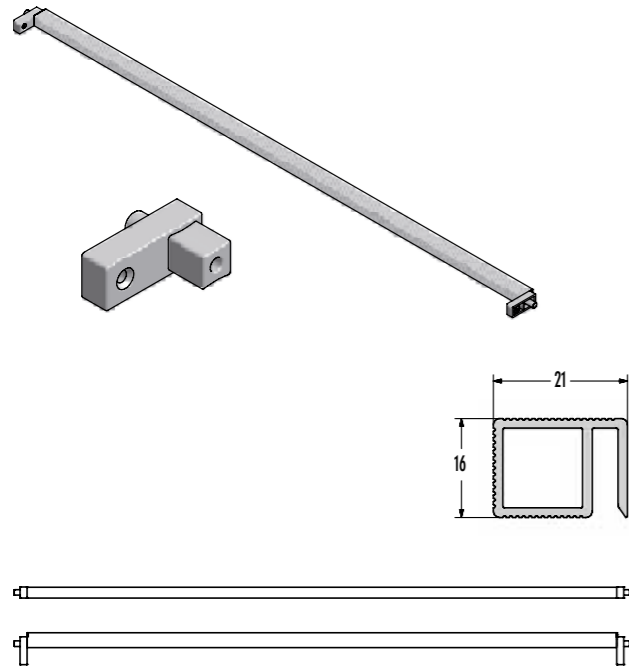
Profilo sottotop posteriore mm 21x21.  
Rear under-counter edging profile 21x21 mm.

CODICE CODE	SOFT SOFT	FINITURA FINISH	MOBILE CABINET	MISURA PROFILO EDGING PROFILE MEASUREMENT	
			L - W	P - D	H - H
002/15	/	AL	150	21	21
002/20	/	AL	200	21	21
002/30	/	AL	300	21	21
002/40	/	AL	400	21	21
002/45	/	AL	450	21	21
002/60	/	AL	600	21	21
002/80	/	AL	800	21	21
002/90	/	AL	900	21	21
002/100	/	AL	1000	21	21
002/105	/	AL	1050	21	21
002/120	/	AL	1200	21	21



Profilo sottotop anteriore mm 16x21.  
Front under-counter edging profile 16x21 mm.

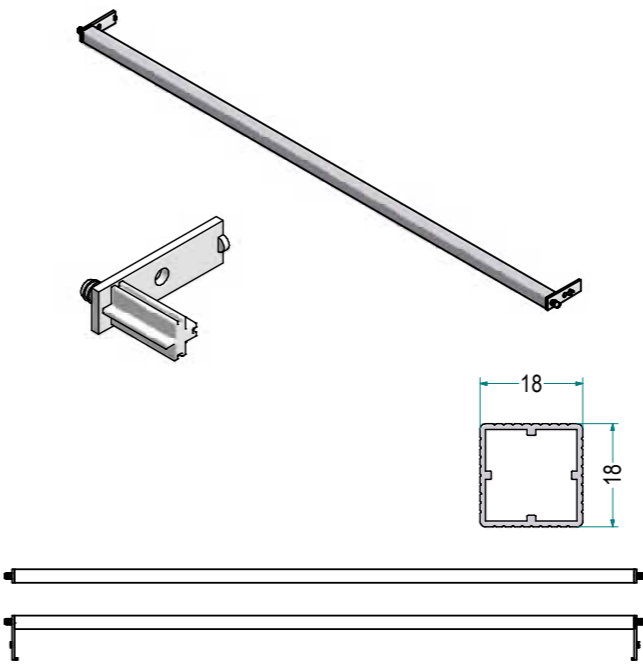
CODICE CODE	SOFT SOFT	FINITURA FINISH	MOBILE CABINET	MISURA PROFILO EDGING PROFILE MEASUREMENT	
			L - W	P - D	H - H
001S/15	/	AL	150	16	21
001S/20	/	AL	200	16	21
001S/30	/	AL	300	16	21
001S/40	/	AL	400	16	21
001S/45	/	AL	450	16	21
001S/60	/	AL	600	16	21
001S/80	/	AL	800	16	21
001S/90	/	AL	900	16	21
001S/100	/	AL	1000	16	21
001S/105	/	AL	1050	16	21
001S/120	/	AL	1200	16	21



Profilo sottotop posteriore mm 16x21.  
Rear under-counter edging profile 16x21 mm.

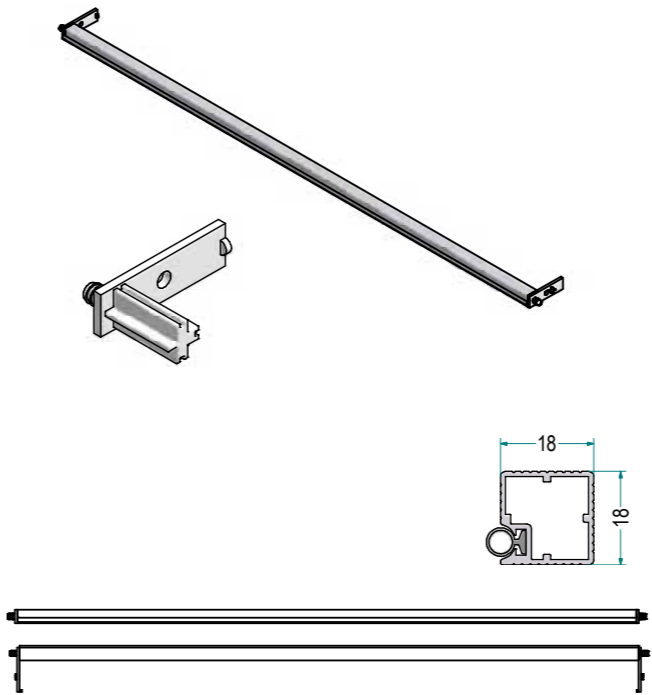
CODICE CODE	SOFT SOFT	FINITURA FINISH	MOBILE CABINET	MISURA PROFILO EDGING PROFILE MEASUREMENT	
			L - W	P - D	H - H
002S/15	/	AL	150	16	21
002S/20	/	AL	200	16	21
002S/30	/	AL	300	16	21
002S/40	/	AL	400	16	21
002S/45	/	AL	450	16	21
002S/60	/	AL	600	16	21
002S/80	/	AL	800	16	21
002S/90	/	AL	900	16	21
002S/100	/	AL	1000	16	21
002S/105	/	AL	1050	16	21
002S/120	/	AL	1200	16	21

Profilo Sottotop Anteriore mm 18 X 18 - Serie EQO.  
Front Under-Counter Edging Profile 18 X 18 mm - EQO Range.



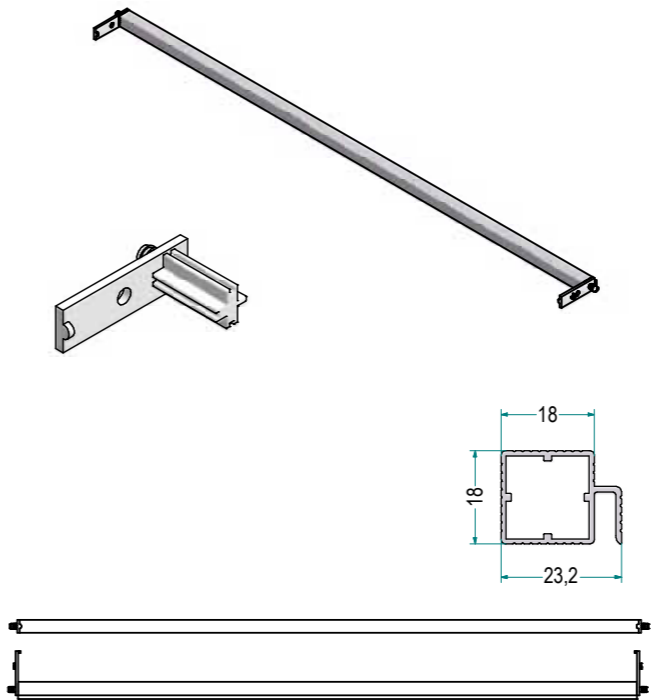
CODICE CODE	SOFT SOFT	FINITURA FINISH	MOBILE CABINET	MISURA PROFILO EDGING PROFILE MEASUREMENT	
			L - W	P - D	H - H
001EN/15	/	AL	150	18	18
001EN/20	/	AL	200	18	18
001EN/30	/	AL	300	18	18
001EN/40	/	AL	400	18	18
001EN/45	/	AL	450	18	18
001EN/60	/	AL	600	18	18
001EN/80	/	AL	800	18	18
001EN/90	/	AL	900	18	18
001EN/100	/	AL	1000	18	18
001EN/105	/	AL	1050	18	18
001EN/120	/	AL	1200	18	18

Profilo sottotop anteriore mm 18 x 18 con parapolvere - serie EQO.  
Front under-counter edging profile 18 x 18 mm with dust cover - EQO range.



CODICE CODE	SOFT SOFT	FINITURA FINISH	MOBILE CABINET	MISURA PROFILO EDGING PROFILE MEASUREMENT	
			L - W	P - D	H - H
001EP/15	/	AL	150	18	18
001EP/20	/	AL	200	18	18
001EP/30	/	AL	300	18	18
001EP/40	/	AL	400	18	18
001EP/45	/	AL	450	18	18
001EP/60	/	AL	600	18	18
001EP/80	/	AL	800	18	18
001EP/90	/	AL	900	18	18
001EP/100	/	AL	1000	18	18
001EP/105	/	AL	1050	18	18
001EP/120	/	AL	1200	18	18

Profilo sottotop posteriore mm 18 x 18 - serie EQO.  
Rear under-counter edging profile 18 x 18 mm - EQO range.



CODICE CODE	SOFT SOFT	FINITURA FINISH	MOBILE CABINET	MISURA PROFILO EDGING PROFILE MEASUREMENT	
			L - W	P - D	H - H
002E/15	/	AL	150	18	18
002E/20	/	AL	200	18	18
002E/30	/	AL	300	18	18
002E/40	/	AL	400	18	18
002E/45	/	AL	450	18	18
002E/60	/	AL	600	18	18
002E/80	/	AL	800	18	18
002E/90	/	AL	900	18	18
002E/100	/	AL	1000	18	18
002E/105	/	AL	1050	18	18
002E/120	/	AL	1200	18	18



## DIVISIONE PLAST

- Contenitori per raccolta differenziata e pattumiere  
Recycling containers and dustbin 130
- Portaposate e accessori  
Cutlery holder and accessories 142

# contenitori per raccolta differenziata e pattumiere

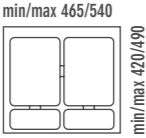
recycling containers  
and dustbin



97DA/602 (H. 300 mm) - 97DB/602 (H. 230 mm)



- CONTENITORI PER RACCOLTA DIFFERENZIATA PER MOBILE DA 600 mm
- RECYCLING CONTAINERS FOR FURNITURE MM 600



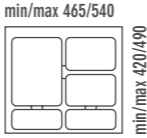
**COMPOSIZIONE:**  
n.1 vassoio portasecchi  
n.2 secchi grandi (da L.16 per h.300 - da L.12 per h.230) completi di coperchi (asportabili)  
n.2 vaschette portaoggetti (asportabili)  
**CARATTERISTICHE:**  
manici mobili con sistema ferma sacchetto  
manici colorati per facilitazione raccolta differenziata  
materiale di produzione atossico  
**COLORI:**  
vassoio: grigio metallizzato  
secchi: grigio antracite  
vaschette: grigio chiaro  
**IMBALLAGGIO:**  
1 pz per scatola

**COMPRISING:**  
no.1 bin holding tray  
no.2 big bins (L.16 for 300 mm h - L.12 for 230 mm h.) with lid (removable)  
no.2 small trays (removable)  
**FEATURES:**  
movable handles with bag holding system  
coloured handles to facilitate separate waste collection  
made with non-toxic materials  
**COLOURS:**  
tray: metallic grey  
bins: dark grey  
small trays: light grey  
**PACKING:**  
1 item per box

97DA/6012 (H. 300 mm)



- CONTENITORI PER RACCOLTA DIFFERENZIATA PER MOBILE DA 600 mm
- RECYCLING CONTAINERS FOR FURNITURE MM 600



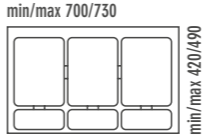
**COMPOSIZIONE:**  
n.1 vassoio portasecchi  
n.1 secchio da L.16 completo di coperchio (asportabile)  
n.2 secchi da L.7,5 completi di coperchi (asportabili)  
n.2 vaschette portaoggetti (asportabili)  
**CARATTERISTICHE:**  
manici mobili con sistema ferma sacchetto  
manici colorati per facilitazione raccolta differenziata  
materiale di produzione atossico  
**COLORI:**  
vassoio: grigio metallizzato  
tray: metallic grey  
secchi: grigio antracite  
vaschette: grigio chiaro  
**IMBALLAGGIO:**  
1 pz per scatola

**COMPRISING:**  
no.1 bin holding tray  
no.1 bin (L=16) with lid (removable)  
no.2 bins (L=7.5) with lids (removable)  
no.2 small trays (removable)  
**FEATURES:**  
movable handles with bag holding system  
coloured handles to facilitate separate waste collection  
made with non-toxic materials  
**COLOURS:**  
tray: metallic grey  
bins: dark grey  
small trays: light grey  
**PACKING:**  
1 item per box

97DA/802D (H. 300 mm) - 97DB/802D (H. 230 mm)



- CONTENITORI PER RACCOLTA DIFFERENZIATA PER MOBILE DA 800 mm
- RECYCLING CONTAINERS FOR FURNITURE MM 800



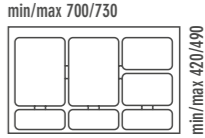
**COMPOSIZIONE:**  
n.1 vassoio portasecchi  
n.2 secchi grandi (da L.16 per h.300 - da L.12 per h.230) completi di coperchi (asportabili)  
n.3 vaschette portaoggetti (asportabili)  
n.1 cestello portadetersivi (asportabile)  
**CARATTERISTICHE:**  
manici mobili con sistema ferma sacchetto  
manici colorati per facilitazione raccolta differenziata  
materiale di produzione atossico  
**COLORI:**  
vassoio: grigio metallizzato  
secchi: grigio antracite  
vaschette: grigio chiaro  
portadetersivi: cromo  
**IMBALLAGGIO:**  
1 pz per scatola

**COMPRISING:**  
no.1 bin holding tray  
no.2 big bins (L.16 for 300 mm h. - L.12 for 230 mm h.) with lid (removable)  
no.3 small trays (removable)  
no.1 detergent holding basket  
**FEATURES:**  
movable handles with bag holding system  
coloured handles to facilitate separate waste collection  
made with non-toxic materials  
**COLOURS:**  
tray: metallic grey  
bins: dark grey  
small trays: light grey  
detergent holder: chrome  
**PACKING:**  
1 item per box

97DA/8012D (H. 300 mm)



- CONTENITORI PER RACCOLTA DIFFERENZIATA PER MOBILE DA 800 mm
- RECYCLING CONTAINERS FOR FURNITURE MM 800



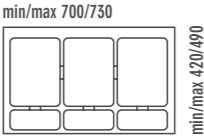
**COMPOSIZIONE:**  
n.1 vassoio portasecchi  
n.1 secchio da L.16 completo di coperchio (asportabile)  
n.2 secchi da L.7,5 completi di coperchi (asportabili)  
n.3 vaschette portaoggetti (asportabili)  
n.1 cestello portadetersivi  
**CARATTERISTICHE:**  
manici mobili con sistema ferma sacchetto  
manici colorati per facilitazione raccolta differenziata  
materiale di produzione atossico  
**COLORI:**  
vassoio: grigio metallizzato  
secchi: grigio antracite  
vaschette: grigio chiaro  
portadetersivi: cromo  
**IMBALLAGGIO:**  
1 pz per scatola

**COMPRISING:**  
no.1 bin holding tray  
no.1 bin (L=16) with lid (removable)  
no.2 bins (L=7.5) with lids (removable)  
no.3 small trays (removable)  
no.1 detergent holding basket  
**FEATURES:**  
movable handles with bag holding system  
coloured handles to facilitate separate waste collection  
made with non-toxic materials  
**COLOURS:**  
tray: metallic grey  
bins: dark grey  
small trays: light grey  
detergent holder: chrome  
**PACKING:**  
1 item per box

97DA/803 (H. 300 mm) - 97DB/803 (H. 230 mm)



- CONTENITORI PER RACCOLTA DIFFERENZIATA PER MOBILE DA 800 mm
- RECYCLING CONTAINERS FOR FURNITURE MM 800



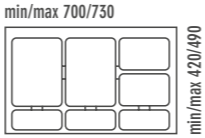
**COMPOSIZIONE:**  
n.1 vassoio portasecchi  
n.3 secchi grandi (da L.16 per h.300 - da L.12 per h.230) completi di coperchi (asportabili)  
n.3 vaschette portaoggetti (asportabili)  
**CARATTERISTICHE:**  
manici mobili con sistema ferma sacchetto  
manici colorati per facilitazione raccolta differenziata  
materiale di produzione atossico  
**COLORI:**  
vassoio: grigio metallizzato  
secchi: grigio antracite  
vaschette: grigio chiaro  
**IMBALLAGGIO:**  
1 pz per scatola

**COMPRISING:**  
no.1 bin holding tray  
no.3 big bins (L.16 for 300 mm h. - L.12 for 230 mm h.) with lid (removable)  
no.3 small trays (removable)  
**FEATURES:**  
Movable Handles With Bag Holding System  
Coloured Handles To Facilitate Separate Waste Collection  
Made With Non-toxic Materials  
**COLOURS:**  
tray: metallic grey  
bins: dark grey  
small trays: light grey  
**PACKING:**  
1 item per box

97DA/8022 (H. 300 mm)



- CONTENITORI PER RACCOLTA DIFFERENZIATA PER MOBILE DA 800 mm
- RECYCLING CONTAINERS FOR FURNITURE MM 800



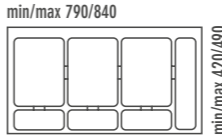
**COMPOSIZIONE:**  
n.1 vassoio portasecchi  
n.2 secchi da L.16 completi di coperchi (asportabili)  
n.2 secchi da L.7,5 completi di coperchi (asportabili)  
n.3 vaschette portaoggetti (asportabili)  
**CARATTERISTICHE:**  
manici mobili con sistema ferma sacchetto  
manici colorati per facilitazione raccolta differenziata  
materiale di produzione atossico  
**COLORI:**  
vassoio: grigio metallizzato  
tray: metallic grey  
secchi: grigio antracite  
vaschette: grigio chiaro  
portadetersivi: cromo  
**IMBALLAGGIO:**  
1 pz per scatola

**COMPRISING:**  
no.1 bin holding tray  
no.2 big bins (L.16) with lid (removable)  
no.2 bins (L=7.5) with lids (removable)  
no.3 small trays (removable)  
**FEATURES:**  
movable handles with bag holding system  
coloured handles to facilitate separate waste collection  
made with non-toxic materials  
**COLOURS:**  
tray: metallic grey  
bins: dark grey  
small trays: light grey  
detergent holder: chrome  
**PACKING:**  
1 item per box

97DA/903 (H. 300 mm) - 97DB/903 (H. 230 mm)



- CONTENITORI PER RACCOLTA DIFFERENZIATA PER MOBILE DA 900 mm
- RECYCLING CONTAINERS FOR FURNITURE MM 900



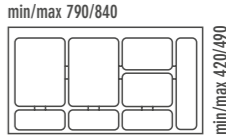
**COMPOSIZIONE:**  
n.1 vassoio portasecchi  
n.3 secchi grandi (da L.16 per h.300 - da L.12 per h.230) completi di coperchi (asportabili)  
n.3 vaschette portaoggetti (asportabili)  
**CARATTERISTICHE:**  
manici mobili con sistema ferma sacchetto  
manici colorati per facilitazione raccolta differenziata  
materiale di produzione atossico  
**COLORI:**  
vassoio: grigio metallizzato  
secchi: grigio antracite  
vaschette: grigio chiaro  
**IMBALLAGGIO:**  
1 pz per scatola

**COMPRISING:**  
no.1 bin holding tray  
no.3 big bins (L.16 for 300 mm h. - L.12 for 230 mm h.) with lid (removable)  
no.3 small trays (removable)  
**FEATURES:**  
movable handles with bag holding system  
coloured handles to facilitate separate waste collection  
made with non-toxic materials  
**COLOURS:**  
tray: metallic grey  
bins: dark grey  
small trays: light grey  
**PACKING:**  
1 item per box

97DA/9022 (H. 300 mm)



- CONTENITORI PER RACCOLTA DIFFERENZIATA PER MOBILE DA 900 mm
- RECYCLING CONTAINERS FOR FURNITURE MM 900



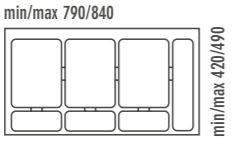
**COMPOSIZIONE:**  
n.1 vassoio portasecchi  
n.2 secchi da L.16 completi di coperchi (asportabili)  
n.2 secchi da L.7,5 completi di coperchi (asportabili)  
n.3 vaschette portaoggetti (asportabili)  
**CARATTERISTICHE:**  
manici mobili con sistema ferma sacchetto  
manici colorati per facilitazione raccolta differenziata  
materiale di produzione atossico  
**COLORI:**  
vassoio: grigio metallizzato  
secchi: grigio antracite  
vaschette: grigio chiaro  
**IMBALLAGGIO:**  
1 pz per scatola

**COMPRISING:**  
no.1 bin holding tray  
no.2 bins (L.16) with lid (removable)  
no.2 bins (L.7.5) with lids (removable)  
no.3 small trays (removable)  
**FEATURES:**  
movable handles with bag holding system  
coloured handles to facilitate separate waste collection  
made with non-toxic materials  
**COLOURS:**  
tray: metallic grey  
bins: dark grey  
small trays: light grey  
**PACKING:**  
1 item per box

97DA/902D (H. 300 mm) - 97DB/902D (H. 230 mm)



- CONTENITORI PER RACCOLTA DIFFERENZIATA PER MOBILE DA 900 mm
- RECYCLING CONTAINERS FOR FURNITURE MM 900



**COMPOSIZIONE:**

- n.1 vassoio portasecchi
- n.2 secchi grandi (da L16 per h.300 - da L12 per h.230) completi di coperchi (asportabili)
- n.3 vaschette portaoggetti (asportabili)
- n.1 cestello portadetersivi
- n.1 cestello portacarta

**CARATTERISTICHE:**

- manici mobili con sistema ferma sacchetto
- manici colorati per facilitazione raccolta differenziata
- materiale di produzione atossico

**COLORI:**

- vassoio: grigio metallizzato
- secchi: grigio antracite
- vaschette: grigio chiaro
- portadetersivi: cromo
- portacarta: cromo

**IMBALLAGGIO:**

- 1 pz per scatola

**COMPRISING:**

- no.1 bin holding tray
- no.2 big bins (L16 for 300 mm h. - L12 for 230 mm h.) with lid (removable)
- no.3 small trays (removable)
- no.1 detergent holding basket
- no.1 paper holding basket

**FEATURES:**

- movable handles with bag holding system
- coloured handles to facilitate separate waste collection
- made with non-toxic materials

**COLOURS:**

- tray: metallic grey
- bins: dark grey
- small trays: light grey
- detergent holder: chrome
- paper holder: chrome

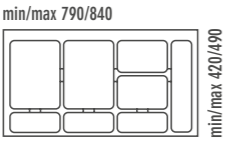
**PACKING:**

- 1 item per box

97DA/9012D (H. 300 mm)



- CONTENITORI PER RACCOLTA DIFFERENZIATA PER MOBILE DA 900 mm
- RECYCLING CONTAINERS FOR FURNITURE MM 900



**COMPOSIZIONE:**

- n.1 vassoio portasecchi
- n.1 secchio da L16 completo di coperchio (asportabile)
- n.2 secchi da L7,5 completi di coperchi (asportabili)
- n.3 vaschette portaoggetti (asportabili)
- n.1 cestello portadetersivi
- n.1 cestello portacarta

**CARATTERISTICHE:**

- manici mobili con sistema ferma sacchetto
- manici colorati per facilitazione raccolta differenziata
- materiale di produzione atossico

**COLORI:**

- vassoio: grigio metallizzato
- secchi: grigio antracite
- vaschette: grigio chiaro

**IMBALLAGGIO:**

- 1 pz per scatola

**COMPRISING:**

- no.1 bin holding tray
- no.1 bin (L=16) with lid (removable)
- no.2 bins (L=7.5) with lids (removable)
- no.3 small trays (removable)
- no.1 detergent holding basket
- no.1 paper holding basket

**FEATURES:**

- movable handles with bag holding system
- coloured handles to facilitate separate waste collection
- made with non-toxic materials

**COLOURS:**

- tray: metallic grey
- bins: dark grey
- small trays: light grey

**PACKING:**

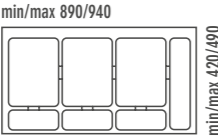
- 1 item per box



97DA/1003 (H. 300 mm) – 97DB/1003 (H. 230 mm)



- CONTENITORI PER RACCOLTA DIFFERENZIATA PER MOBILE DA 1000 mm
- RECYCLING CONTAINERS FOR FURNITURE MM 1000



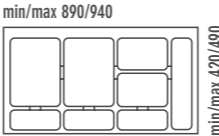
**COMPOSIZIONE:**  
n.1 vassoio portasecchi  
n.3 secchi grandi (da L.16 per h.300 – da L.12 per h.230)  
completi di coperchi (asportabili)  
n.3 vaschette portaoggetti (asportabili)  
**CARATTERISTICHE:**  
manici mobili con sistema ferma sacchetto  
manici colorati per facilitazione raccolta differenziata  
materiale di produzione atossico  
**COLORI:**  
vassoio: grigio metallizzato  
secchi: grigio antracite  
vaschette: grigio chiaro  
**IMBALLAGGIO:**  
1 pz per scatola

**COMPRISING:**  
no.1 bin holding tray  
no.3 big bins (L.16 for 300 mm h. – L.12 for 230 mm h.) with lid (removable)  
no.3 small trays (removable)  
**FEATURES:**  
movable handles with bag holding system  
coloured handles to facilitate separate waste collection  
made with non-toxic materials  
**COLOURS:**  
tray: metallic grey  
bins: dark grey  
small trays: light grey  
**PACKING:**  
1 item per box

97DA/1022 (H. 300 mm)



- CONTENITORI PER RACCOLTA DIFFERENZIATA PER MOBILE DA 1000 mm
- RECYCLING CONTAINERS FOR FURNITURE MM 1000



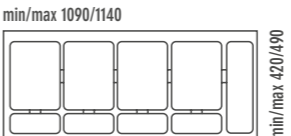
**COMPOSIZIONE:**  
n.1 vassoio portasecchi  
n.2 secchi da L.16 completi di coperchi (asportabili)  
n.2 secchi da L.7,5 completi di coperchi (asportabili)  
n.3 vaschette portaoggetti (asportabili)  
**CARATTERISTICHE:**  
manici mobili con sistema ferma sacchetto  
manici colorati per facilitazione raccolta differenziata  
materiale di produzione atossico  
**COLORI:**  
vassoio: grigio metallizzato  
secchi: grigio antracite  
vaschette: grigio chiaro  
**IMBALLAGGIO:**  
1 pz per scatola

**COMPRISING:**  
no.1 bin holding tray  
no.2 bins (L.16) with lid (removable)  
no.2 bins (L.7.5) with lids (removable)  
no.3 small trays (removable)  
**FEATURES:**  
movable handles with bag holding system  
coloured handles to facilitate separate waste collection  
made with non-toxic materials  
**COLOURS:**  
tray: metallic grey  
bins: dark grey  
small trays: light grey  
**PACKING:**  
1 item per box

97DA/1203D (H. 300 mm) – 97DB/1203D (H. 230 mm)



- CONTENITORI PER RACCOLTA DIFFERENZIATA PER MOBILE DA 1200 mm
- RECYCLING CONTAINERS FOR FURNITURE MM 1200



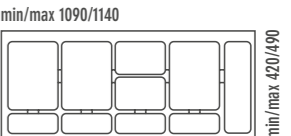
**COMPOSIZIONE:**  
n.1 vassoio portasecchi  
n.3 secchi grandi (da L.16 per h.300 – da L.12 per h.230)  
completi di coperchi (asportabili)  
n.4 vaschette portaoggetti (asportabili)  
n.1 cestello portadetersivi  
n.1 cestello portacarta  
**CARATTERISTICHE:**  
manici mobili con sistema ferma sacchetto  
manici colorati per facilitazione raccolta differenziata  
materiale di produzione atossico  
**COLORI:**  
vassoio: grigio metallizzato  
secchi: grigio antracite  
vaschette: grigio chiaro  
portadetersivi: cromo  
portacarta: cromo  
**IMBALLAGGIO:**  
1 pz per scatola

**COMPRISING:**  
no.1 bin holding tray  
no.3 big bins (L.16 for 300 mm h. – L.12 for 230 mm h.) with lid (removable)  
no.4 small trays (removable)  
no.1 detergent holding basket  
no.1 paper holding basket  
**FEATURES:**  
movable handles with bag holding system  
coloured handles to facilitate separate waste collection  
made with non-toxic materials  
**COLOURS:**  
tray: metallic grey  
bins: dark grey  
small trays: light grey  
detergent holder: chrome  
paper holder: chrome  
**PACKING:**  
1 item per box

97DA/12022D (H. 300 mm)



- CONTENITORI PER RACCOLTA DIFFERENZIATA PER MOBILE DA 1200 mm
- RECYCLING CONTAINERS FOR FURNITURE MM 1200



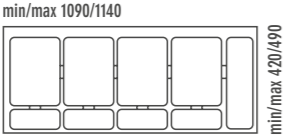
**COMPOSIZIONE:**  
n.1 vassoio portasecchi  
n.2 secchi da L.16 completi di coperchi (asportabili)  
n.2 secchi da L.7,5 completi di coperchi (asportabili)  
n.4 vaschette portaoggetti (asportabili)  
n.1 cestello portadetersivi  
n.1 cestello portacarta  
**CARATTERISTICHE:**  
manici mobili con sistema ferma sacchetto  
manici colorati per facilitazione raccolta differenziata  
materiale di produzione atossico  
**COLORI:**  
vassoio: grigio metallizzato  
secchi: grigio antracite  
vaschette: grigio chiaro  
portadetersivi: cromo  
portacarta: cromo  
**IMBALLAGGIO:**  
1 pz per scatola

**COMPRISING:**  
no.1 bin holding tray  
no.2 bins (L.16) with lid (removable)  
no.2 bins (L.7.5) with lids (removable)  
no.4 small trays (removable)  
no.1 detergent holding basket  
no.1 paper holding basket  
**FEATURES:**  
movable handles with bag holding system  
coloured handles to facilitate separate waste collection  
made with non-toxic materials  
**COLOURS:**  
tray: metallic grey  
bins: dark grey  
small trays: light grey  
detergent holder: chrome  
paper holder: chrome  
**PACKING:**  
1 item per box

97DA/1204 (H. 300 mm) – 97DB/1204 (H. 230 mm)



- CONTENITORI PER RACCOLTA DIFFERENZIATA PER MOBILE DA 1200 mm
- RECYCLING CONTAINERS FOR FURNITURE MM 1200



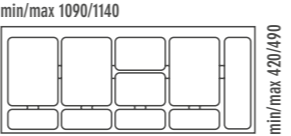
**COMPOSIZIONE:**  
n.1 vassoio portasecchi  
n.4 secchi grandi (da L.16 per h.300 – da L.12 per h.230)  
completi di coperchi (asportabili)  
n.4 vaschette portaoggetti (asportabili)  
**CARATTERISTICHE:**  
manici mobili con sistema ferma sacchetto  
manici colorati per facilitazione raccolta differenziata  
materiale di produzione atossico  
**COLORI:**  
vassoio: grigio metallizzato  
secchi: grigio antracite  
vaschette: grigio chiaro  
**IMBALLAGGIO:**  
1 pz per scatola

**COMPRISING:**  
no.1 bin holding tray  
no.4 big bins (L.16 for 300 mm h. – L.12 for 230 mm h.) with lid (removable)  
no.4 small trays (removable)  
**FEATURES:**  
movable handles with bag holding system  
coloured handles to facilitate separate waste collection  
made with non-toxic materials  
**COLOURS:**  
tray: metallic grey  
bins: dark grey  
small trays: light grey  
**PACKING:**  
1 item per box

97DA/12032 (H. 300 mm)



- CONTENITORI PER RACCOLTA DIFFERENZIATA PER MOBILE DA 1200 mm
- RECYCLING CONTAINERS FOR FURNITURE MM 1200



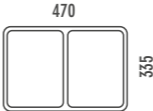
**COMPOSIZIONE:**  
n.1 vassoio portasecchi  
n.3 secchi da L.16 completi di coperchi (asportabili)  
n.2 secchi da L.7,5 completi di coperchi (asportabili)  
n.4 vaschette portaoggetti (asportabili)  
**CARATTERISTICHE:**  
manici mobili con sistema ferma sacchetto  
manici colorati per facilitazione raccolta differenziata  
materiale di produzione atossico  
**COLORI:**  
vassoio: grigio metallizzato  
secchi: grigio antracite  
vaschette: grigio chiaro  
**IMBALLAGGIO:**  
1 pz per scatola

**COMPRISING:**  
no.1 bin holding tray  
no.3 bins (L.16) with lid (removable)  
no.2 bins (L.7.5) with lids (removable)  
no.4 small trays (removable)  
**FEATURES:**  
movable handles with bag holding system  
coloured handles to facilitate separate waste collection  
made with non-toxic materials  
**COLOURS:**  
tray: metallic grey  
bins: dark grey  
small trays: light grey  
**PACKING:**  
1 item per box

97DX (H. 265 mm)



- PATTUMIERA INOX DA CASSETTO CON COPERCHIO BASCULANTE
- STAINLESS STEEL DRAWER DUSTBIN WITH FLIP TOP LID



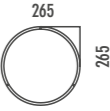
**COMPOSIZIONE:**  
n.2 secchi da L.15 (asportabili)  
n.1 coperchio basculante  
**CARATTERISTICHE:**  
secchi in acciaio inox 18/8 aisi 304  
materiale di produzione atossico  
**COLORI:**  
coperchio: grigio chiaro  
**IMBALLAGGIO:**  
1 pz per scatola

**COMPRISING:**  
no.2 bins (L=15) (removable)  
no.1 flip top lid  
**FEATURES:**  
bins in stainless steel 18/8 aisi 304  
made with non-toxic materials  
**COLOURS:**  
lid: light grey  
**PACKING:**  
1 item per box

97 (H. 310 mm)



- PATTUMIERA ROTONDA DA ANTA
- ROUND DUSTBIN FOR DOOR



**COMPOSIZIONE:**  
n.1 secchio contenitore da L. 12  
n.1 secchio interno asportabile  
**CARATTERISTICHE:**  
materiale di produzione atossico  
**COLORI:**  
bianco (b)  
beige (be)  
grigio (g)  
**IMBALLAGGIO:**  
1 pz per scatola  
8 pz per scatola

**COMPRISING:**  
no.1 container bin (L. 12)  
no.1 internal bin removable  
**FEATURES:**  
made with non-toxic materials  
**COLOURS:**  
white (b)  
beige (be)  
grey (g)  
**PACKING:**  
1 item per box  
8 items per box



97DE/1 (H. 355 mm) DISCOVERY 1



- PATTUMIERA ESTRAIBILE A 2 SECCHI COPERCHI SINGOLI
- PULL-OUT 2 BINS DUSTBIN INDIVIDUAL LIDS



**COMPOSIZIONE:**  
n.1 vassoio estraibile portasecchi  
n.2 secchi da L.16 completi di coperchi (asportabili)  
**CARATTERISTICHE:**  
apertura manuale  
estrazione con guide "quadro"  
manici mobili con sistema ferma sacchetto  
manici colorati per facilitazione raccolta differenziata  
materiale di produzione atossico  
**COLORI:**  
vassoio: grigio chiaro  
secchi: bianco  
coperchi: bianco  
**IMBALLAGGIO:**  
1 pz per scatola

**COMPRISING:**  
no.1 pull-out bin holding tray  
no.2 bins (L.16) with lid (removable)  
**FEATURES:**  
manual pulling out  
"quadro" slides pulling out  
movable handles with bag holding system  
coloured handles to facilitate separate waste collection  
made with non-toxic materials  
**COLOURS:**  
tray: light grey  
bins: white  
lids: white  
**PACKING:**  
1 item per box

97DE/2 (H. 355 mm) DISCOVERY 2



- PATTUMIERA ESTRAIBILE A 3 SECCHI COPERCHI SINGOLI
- PULL-OUT 3 BINS DUSTBIN INDIVIDUAL LIDS



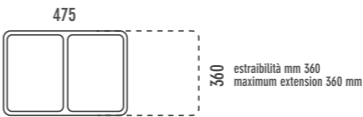
**COMPOSIZIONE:**  
n.1 vassoio estraibile portasecchi  
n.1 secchio da L.16 completo di coperchio (asportabile)  
n.2 secchi da L.7,5 completi di coperchi (asportabili)  
**CARATTERISTICHE:**  
apertura manuale  
estrazione con guide "quadro"  
manici mobili con sistema ferma sacchetto  
manici colorati per facilitazione raccolta differenziata  
materiale di produzione atossico  
**COLORI:**  
vassoio: grigio chiaro  
secchi: bianco  
coperchi: bianco - verde  
**IMBALLAGGIO:**  
1 pz per scatola

**COMPRISING:**  
no.1 pull-out bin holding tray  
no.1 bin (L=16) with lid (removable)  
no.2 bins (L=7.5) with lids (removable)  
**FEATURES:**  
manual pulling out  
"quadro" slides pulling out  
movable handles with bag holding system  
coloured handles to facilitate separate waste collection  
made with non-toxic materials  
**COLOURS:**  
tray: light grey  
bins: white  
lids: white - green  
**PACKING:**  
1 item per box

97DE/3 (H. 385 mm) DISCOVERY 3



- PATTUMIERA ESTRAIBILE A 2 SECCHI COPERCHIO BASCULANTE
- PULL-OUT 2 BINS DUSTBIN FLIP TOP LID



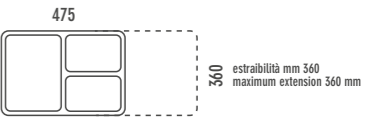
**COMPOSIZIONE:**  
n.1 vassoio estraibile portasecchi completo di coperchio basculante  
n.2 secchi da L.16 (asportabili)  
**CARATTERISTICHE:**  
apertura manuale  
estrazione con guide "quadro"  
manici mobili con sistema ferma sacchetto  
manici colorati per facilitazione raccolta differenziata  
materiale di produzione atossico  
**COLORI:**  
vassoio: grigio chiaro  
secchi: bianco  
coperchio: grigio chiaro  
**IMBALLAGGIO:**  
1 pz per scatola

**COMPRISING:**  
no.1 pull-out bin holding tray with flip top lid  
no.2 bins (L.16) (removable)  
**FEATURES:**  
manual pulling out  
"quadro" slides pulling out  
movable handles with bag holding system  
coloured handles to facilitate separate waste collection  
made with non-toxic materials  
**COLOURS:**  
tray: light grey  
bins: white  
lid : light grey  
**PACKING:**  
1 item per box

97DE/4 (H. 385 mm) DISCOVERY 4



- PATTUMIERA ESTRAIBILE A 3 SECCHI COPERCHIO BASCULANTE
- PULL-OUT 3 BINS DUSTBIN FLIP TOP LID



**COMPOSIZIONE:**  
n.1 vassoio estraibile portasecchi completo di coperchio basculante  
n.1 secchio da L.16 (asportabile)  
n.2 secchi da L.7,5 (asportabili)  
**CARATTERISTICHE:**  
apertura manuale  
estrazione con guide "quadro"  
manici mobili con sistema ferma sacchetto  
manici colorati per facilitazione raccolta differenziata  
materiale di produzione atossico  
**COLORI:**  
vassoio: grigio chiaro  
secchi: bianco  
coperchio: grigio chiaro  
**IMBALLAGGIO:**  
1 pz per scatola

**COMPRISING:**  
no.1 pull-out bin holding tray with flip top lid  
no.1 bin (L=16) (removable)  
no.2 bins (L=7.5) (removable)  
**FEATURES:**  
manual pulling out  
"quadro" slides pulling out  
movable handles with bag holding system  
coloured handles to facilitate separate waste collection  
made with non-toxic materials  
**COLOURS:**  
tray: light grey  
bins: white  
lid : light grey  
**PACKING:**  
1 item per box

97EXA/1 (H. 360 mm) DIANA 1



- PATTUMIERA ESTRAIBILE A 1 SECCHIO CON RIVESTIMENTO IN ACCIAIO. BASE E COPERCHIO IN MATERIALE PLASTICO
- EXTRACTABLE DUSTBIN WITH STEEL COVERING. PLASTIC BASE AND LID



**COMPOSIZIONE:**  
n. 1 contenitore estraibile in acciaio inox  
n. 1 secchio da L. 16 asportabile  
**CARATTERISTICHE:**  
apertura manuale  
estrazione con guide a sfera  
manici mobili con sistema ferma sacchetto  
coperchio con apertura automatica  
materiale di produzione atossico  
**COLORI:**  
carrello e coperchio grigio chiaro  
involucro inox  
**IMBALLAGGIO:**  
1 pz per scatola

**COMPRISING:**  
n. 1 stainless steel extractable bin  
n. 1 bin (L=16) (removable)  
**FEATURES:**  
manual pulling out  
extraction roller bearings  
movable handles with bag holding system  
lid with automatic opening  
made with non-toxic materials  
**COLOURS:**  
basket and cover light gray  
steel casing  
**PACKING:**  
1 item per box

97EXA/2 (H. 360 mm) DIANA 2




- PATTUMIERA ESTRAIBILE A 2 SECCHI CON RIVESTIMENTO IN ACCIAIO. BASE E COPERCHIO IN MATERIALE PLASTICO
- EXTRACTABLE DUSTBIN WITH 2 COMPARTMENTS WITH STEEL COVERING. PLASTING BASE AND LID



**COMPOSIZIONE:**  
n. 1 contenitore estraibile in acciaio inox  
n. 2 secchi da L. 7,5 asportabili  
**CARATTERISTICHE:**  
apertura manuale  
estrazione con guide a sfera  
manici mobili con sistema ferma sacchetto  
manici colorati per facilitazione raccolta differenziata  
materiale di produzione atossico  
**COLORI:**  
carrello e coperchio grigio chiaro  
involucro inox  
**IMBALLAGGIO:**  
1 pz per scatola

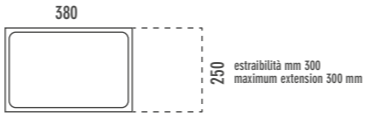
**COMPRISING:**  
n. 1 stainless steel extractable bin  
n. 2 bins (L=7.5) (removable)  
**FEATURES:**  
manual pulling out  
extraction roller bearings  
movable handles with bag holding system  
coloured handles to facilitate separate waste collection  
made with non-toxic materials  
**COLOURS:**  
basket and cover light gray  
steel casing  
**PACKING:**  
1 item per box

97XP/1 (H. 375 mm) MERCURY 1



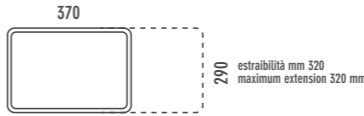
- PATTUMIERA IN ACCIAIO AD ESTRAZIONE FRONTALE CON 1 SECCHIO IN MATERIALE PLASTICO ASPORTABILE.
- STEEL DUSTBIN OFFERING FRONTAL EXTRACTION WITH 1 REMOVABLE INTERNAL CONTAINER IN PLASTIC MATERIAL

**COMPOSIZIONE:**  
n. 1 contenitore estraibile in acciaio inox  
n. 1 secchio da L. 16 asportabile  
**CARATTERISTICHE:**  
apertura manuale  
estrazione con guide a sfera  
manici mobili con sistema ferma sacchetto  
materiale di produzione atossico  
**COLORI:**  
carrello grigio chiaro  
involucro e coperchio inox  
**IMBALLAGGIO:**  
1 pz per scatola




**COMPRISING:**  
n. 1 stainless steel extractable bin  
n. 1 bin (L=16) (removable)  
**FEATURES:**  
manual pulling out  
extraction roller bearings  
movable handles with bag holding system  
made with non-toxic materials  
**COLOURS:**  
light gray basket  
steel casing and lid  
**PACKING:**  
1 item per box

- PATTUMIERA ESTRAIBILE A 1 SECCHIO
- EXTRACTABLE DUSTBIN WITH 1 COMPARTMENT



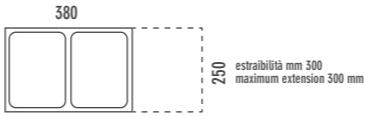
**COMPOSIZIONE:**  
n. 1 telaio fisso completo di coperchio  
n. 1 telaio estraibile  
n. 1 secchio da L. 16 asportabile  
**CARATTERISTICHE:**  
apertura manuale  
estrazione con guide a sfera  
manici mobili con sistema ferma sacchetto  
materiale di produzione atossico  
**COLORI:**  
telai e coperchio grigio chiaro  
secchio antracite  
**IMBALLAGGIO:**  
1 pz per scatola

**COMPRISING:**  
n. 1 fixed frame with lid  
n. 1 pull-out frame  
n. 1 bin (L=16) (removable)  
**FEATURES:**  
manual pulling out  
extraction roller bearings  
movable handles with bag holding system  
made with non-toxic materials  
**COLOURS:**  
light gray frames and cover  
anthracite bin  
**PACKING:**  
1 item per box



97XP/2 (H. 375 mm) MERCURY 2

- PATTUMIERA IN ACCIAIO AD ESTRAZIONE FRONTALE CON 2 SECCHI INTERNI IN MATERIALE PLASTICO ASPORTABILI
- STEEL DUSTBIN OFFERING FRONTAL EXTRACTION WITH 2 REMOVABLE INTERNAL CONTAINERS IN PLASTIC MATERIAL

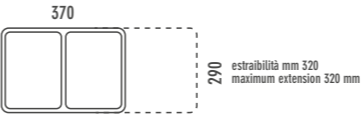


**COMPOSIZIONE:**  
n. 1 contenitore in acciaio inox  
n. 2 secchi da L. 7,5 asportabili  
**CARATTERISTICHE:**  
apertura manuale  
estrazione con guide a sfera  
manici mobili con sistema ferma sacchetto  
manici colorati per facilitazione raccolta differenziata  
materiale di produzione atossico  
**COLORI:**  
carrello grigio chiaro  
involucro e coperchio inox  
**IMBALLAGGIO:**  
1 pz per scatola

**COMPRISING:**  
n. 1 stainless steel bin  
n. 2 bins (L=7.5) (removable)  
**FEATURES:**  
manual pulling out  
extraction roller bearings  
movable handles with bag holding system  
coloured handles to facilitate separate waste collection  
made with non-toxic materials  
**COLOURS:**  
light gray basket  
stainless steel casing and lid  
**PACKING:**  
1 item per box

97A/2 (H. 360 mm) HEIDI 2

- PATTUMIERA ESTRAIBILE A 2 SECCHI
- EXTRACTABLE DUSTBIN WITH 2 COMPARTMENTS



**COMPOSIZIONE:**  
n. 1 telaio fisso completo di coperchio  
n. 1 telaio estraibile  
n. 2 secchi da L. 7,5 asportabili  
**CARATTERISTICHE:**  
apertura manuale  
estrazione con guide a sfera  
manici mobili con sistema ferma sacchetto  
manici colorati per facilitazione raccolta differenziata  
materiale di produzione atossico  
**COLORI:**  
telai e coperchio grigio chiaro  
secchi antracite  
**IMBALLAGGIO:**  
1 pz per scatola

**COMPRISING:**  
n. 1 fixed frame with lid  
n. 1 pull-out frame  
n. 2 bins (L=7.5) (removable)  
**FEATURES:**  
manual pulling out  
extraction roller bearings  
movable handles with bag holding system  
coloured handles to facilitate separate waste collection  
made with non-toxic materials  
**COLOURS:**  
light gray frames and cover  
anthracite bins  
**PACKING:**  
1 item per box



# portaposate e accessori

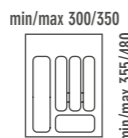
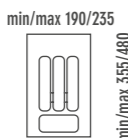
cutlery holder  
and accessories



98/30 - 98/40



- PORTAPOSATE PER CASSETTO DA 30 E 40
- CUTLERY HOLDER FOR DRAWER (300 - 400 MM)



**CARATTERISTICHE:**

materiale di produzione atossico

**COLORI:**

grigio chiaro (a)

**IMBALLAGGIO:**

20 pz per scatola

**FEATURES:**

made with non-toxic materials

**COLOURS:**

light grey (a)

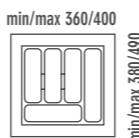
**PACKING:**

20 items per box

98/45



- PORTAPOSATE PER CASSETTO DA 45
- CUTLERY HOLDER FOR DRAWER (450 MM)



**CARATTERISTICHE:**

materiale di produzione atossico

**COLORI:**

grigio chiaro (a)

**IMBALLAGGIO:**

20 pz per scatola

**FEATURES:**

made with non-toxic materials

**COLOURS:**

light grey (a)

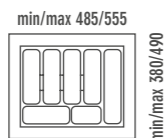
**PACKING:**

20 items per box

98/60



- PORTAPOSATE PER CASSETTO DA 60
- CUTLERY HOLDER FOR DRAWER (600 MM)



**CARATTERISTICHE:**

materiale di produzione atossico

**COLORI:**

grigio chiaro (a)

**IMBALLAGGIO:**

20 pz per scatola

**FEATURES:**

made with non-toxic materials

**COLOURS:**

light grey (a)

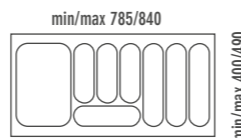
**PACKING:**

20 items per box

98T/90



- PORTAPOSATE PER CASSETTO DA 90
- CUTLERY HOLDER FOR DRAWER (900 MM)



**CARATTERISTICHE:**

materiale di produzione atossico

**COLORI:**

grigio (g)

**IMBALLAGGIO:**

5 pz per scatola

**FEATURES:**

made with non-toxic materials

**COLOURS:**

grey (g)

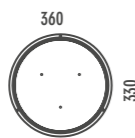
**PACKING:**

5 items per box

96



- PORTABOMBOLE
- CYLINDER HOLDERS



**CARATTERISTICHE:**

materiale di produzione atossico

**COLORI:**

grigio chiaro (a)

**IMBALLAGGIO:**

12 pz per scatola

**FEATURES:**

made with non-toxic materials

**COLOURS:**

light grey (a)

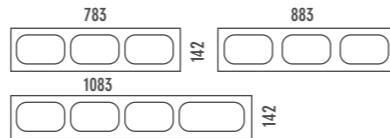
**PACKING:**

12 items per box

99



- VASCHETTA PORTASPUGNE PER CESTELLI SOTTOLAVELLO INOXA (ART.1207 DA 900, 1000 E 1200 MM)
- SPONGE HOLDER FOR INOXA UNDERSINK BASKET (ART.1207 - 900, 1000 AND 1200 MM)



**CARATTERISTICHE:**

materiale di produzione atossico

**COLORI:**

grigio (g)

**IMBALLAGGIO:**

5 pz per scatola

**FEATURES:**

made with non-toxic materials

**COLOURS:**

grey (g)

**PACKING:**

5 items per box



[Elite]

**INOXA**



## 808E

### Elite

Colonna attrezzata estraibile e reversibile.  
Equipped Column extractable and reversible.

**Finitura telaio:** Grigio - Titanio

**Finitura cesti:** Cromo - Titanio

**Fondo cesti:** Bianco - Grigio - Titanio - Vetro satinato

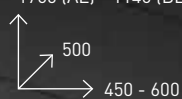
**Soft-Close:** Di serie (Y)

**Trattamento anti slip:** a richiesta

Fondo cesti (bianco-grigio-titanio) in bilaminato stratificato (HPL)

HPL = High Pressure Laminate

1765 (AE) - 1140 (BE) - 840 (NE) - 575 (SE)



**Frame Finish:** Grey - Titanium

**Baskets Finish:** Chromed - Titanium

**Baskets Bottom:** White - Grey - Titanium - Satined glass

**Soft-Close:** Standard (Y)

**Anti slip treatment:** on demand

HPL baskets bottom (white-grey-titanium)

HPL = High Pressure Laminate

## 860AE

### Elite

Colonna dispensa reversibile "Pegasus".  
Reversible pantry unit "Pegasus".

**Finitura telaio:** Grigio - Titanio

**Finitura cesti:** Cromo - Titanio

**Fondo cesti:** Bianco - Grigio - Titanio - Vetro satinato

**Soft-Close:** Di serie (Y)

**Trattamento anti slip:** a richiesta

Fondo cesti (bianco-grigio-titanio) in bilaminato stratificato (HPL)

HPL = High Pressure Laminate

1850 - 2200



450 - 600

**Frame Finish:** Grey - Titanium

**Baskets Finish:** Chromed - Titanium

**Baskets Bottom:** White - Grey - Titanium - Satined glass

**Soft-Close:** Standard (Y)

**Anti slip treatment:** on demand

HPL baskets bottom (white-grey-titanium)

HPL = High Pressure Laminate



# 818E

**Ellite**

"Sphera" - Colonna estraibile e rotante con guide in carpenteria metallica, estrazione totale.  
 "Sphera" - Extractable rotating column with metal slides, total extraction.

**Finitura telaio:** Grigio

**Finitura cesti:** Cromo

**Fondo cesti:** Bianco - Grigio - Vetro satinato

**Soft-Close:** Di serie (Y)

**Trattamento anti slip:** a richiesta

1145/1490 (ME) - 1490/1835 (BE) - 1835/2180 (AE)

450 - 500  
 300 - 400 - 450 - 500 - 600

**Frame Finish:** Grey

**Baskets Finish:** Chromed

**Baskets Bottom:** White - Grey - Satined glass

**Soft-Close:** Standard (Y)

**Anti slip treatment:** on demand



## 1204E

### Ellite

Cesto per meccanismo colonna estraibile.  
Basket for extractable column.

**Finitura:** Cromo - Titanio

**Fondo:** Bianco - Grigio - Titanio - Vetro satinato  
(adatto a tutti i tipi di Colonna: 816 - 818 - 850 - 855 - 858)

**Trattamento anti slip:** a richiesta

Fondo cesti (bianco-grigio-titanio) in bilaminato stratificato (HPL)  
HPL = High Pressure Laminate

450 - 500  
300 - 400 - 450 - 500 - 600

**Finish:** Chrome - Titanium

**Bottom:** White - Grey - Titanium - Satined glass  
(suitable for all types of column: 816 - 818 - 850 - 855 - 858)

**Anti slip treatment:** on demand

HPL baskets bottom (white-grey-titanium)  
HPL = High Pressure Laminate



## 5703E

### Elite

Scolapiatti estraibile per base.  
Extractable draining rack for base.

**Finitura:** Cromo - Titanio

**Soft-Close:** Di serie (Y)

Griglie Portapiatti e Portabicchieri in Acciaio Inox AISI304

↗ 450 - 500  
→ 400 - 600 - 900

**Finish:** Chromed - Titanium

**Soft-Close:** Standard (Y)

Plate and Glass racks in AISI304, Stainless Steel



## 5202E

**Elite**  
Cestello cassetto.  
Drawer basket.

**Finitura:** Cromo - Titanio

**Fondo:** Bianco - Grigio - Titanio - Vetro satinato

**Soft-Close:** Di serie (Y)

**Trattamento anti slip:** a richiesta

Fondo cesti (bianco-grigio-titanio) in bilaminato stratificato (HPL)

HPL = High Pressure Laminate

450 - 500  
400 - 450 - 500 - 600 - 900

**Finish:** Chrome - Titanium

**Bottom:** White - Grey - Titanium - Satined glass

**Soft-Close:** Standard (Y)

**Anti slip treatment:** on demand

HPL baskets bottom (white-grey-titanium)

HPL = High Pressure Laminate



## 5202ED

### Elite

Cestello cassetto con distanziali estrazione manuale.  
Drawer basket with spacers manual extraction.

**Finitura:** Cromo - Titanio

**Fondo:** Bianco - Grigio - Titanio - Vetro satinato

**Soft-Close:** Di serie (Y)

**Trattamento anti slip:** a richiesta

Fondo cesti (bianco-grigio-titanio) in bilaminato stratificato (HPL)

HPL = High Pressure Laminate

450 - 500  
400 - 450 - 500 - 600 - 900

**Finish:** Chrome - Titanium

**Bottom:** White - Grey - Titanium - Satined glass

**Soft-Close:** Standard (Y)

**Anti slip treatment:** on demand

HPL baskets bottom (white-grey-titanium)

HPL = High Pressure Laminate



## 803AE/BE

### Elite

Dynamic Corner.  
Dynamic Corner.

**Finitura telaio:** Grigio - Titanio

**Finitura cesti:** Cromo - Titanio

**Fondo cesti:** Bianco - Grigio - Titanio - Vetro satinato

**Soft-Close:** Di serie (Y)

**Trattamento anti slip:** a richiesta

Fondo cesti (bianco-grigio-titanio) in bilaminato stratificato (HPL)

HPL = High Pressure Laminate

1100/1460 (A) - 600/850 (B)

480/560 (regolabile automaticamente) / Suitable for cabinet from 480 to 560  
900

**Frame Finish:** Grey - Titanium

**Baskets Finish:** Chromed - Titanium

**Baskets Bottom:** White - Grey - Titanium - Satined glass

**Soft-Close:** Standard (Y)

**Anti slip treatment:** on demand

HPL baskets bottom (white-grey-titanium)

HPL = High Pressure Laminate



## 5104E

### Elite

Cestello jolly con guide laterali sx.  
Jolly basket with slides on the left-hand side.

**Finitura:** Cromo - Titanio

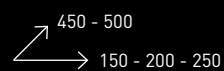
**Fondo:** Bianco - Grigio - Titanio - Vetro satinato

**Soft-Close:** Di serie (Y)

**Trattamento anti slip:** a richiesta

Fondo cesti (bianco-grigio-titanio) in bilaminato stratificato (HPL)

HPL = High Pressure Laminate



**Finish:** Chrome - Titanium

**Bottom:** White - Grey - Titanium - Satined glass

**Soft-Close:** Standard (Y)

**Anti slip treatment:** on demand

HPL baskets bottom (white-grey-titanium)

HPL = High Pressure Laminate



## 5102E

### Elite

Cestello estraibile due piani con portabottiglie.  
Extractable basket with two shelves and bottle rack.

**Finitura:** Cromo - Titanio

**Fondo:** Bianco - Grigio - Titanio - Vetro satinato

**Soft-Close:** Di serie (Y)

**Trattamento anti slip:** a richiesta

Fondo cesti (bianco-grigio-titanio) in bilaminato stratificato (HPL)

HPL = High Pressure Laminate

450 - 500  
300 - 400 - 450 - 500 - 600

**Finish:** Chrome - Titanium

**Bottom:** White - Grey - Titanium - Satined glass

**Soft-Close:** Standard (Y)

**Anti slip treatment:** on demand

HPL baskets bottom (white-grey-titanium)

HPL = High Pressure Laminate



# 716

## Elite

Kit scolapiatti con filo Ovale.  
Draining Racks in Oval wire.

**Finiture** Telaio: alluminio anodizzato e supporti in materiale plastico Grigio RAL 7035 o Titanio.

Griglie: Acciaio Inox elettrolucidato. Vaschetta raccogli gocce: materiale plastico trasparente, Acciaio Inox o Titanio.

**Caratteristiche** 4 versioni di telaio inferiore: allungabile con e senza luce led integrata e personalizzato con e senza luce led integrata (sul profilo alluminio anteriore).

I telai senza luce integrata possono essere equipaggiati con Kit led posteriore anche a mobile montato.

Profondità telaio superiore / Upper frame depth: 240 / 268



Profondità telaio / Frame depth: 275 / 355

→ 450 - 600 - 800 - 900 - 1200

**Finishes** Frame: anodized aluminium and plastic supports in Grey colour RAL7035 or Titanium.

Racks: electropolished Stainless steel. Drip catcher tray: transparent plastic material, Stainless steel or Titanium.

**Characteristics** Lower frame available in 4 versions. Adjustable in depth with or without integrated LED light and customized with or without integrated LED light (in the front aluminium profile).

Frames without integrated light, can be equipped with LED Kit at the rear, even on installed cabinets.



# 5107E

**Elite**

Cestello portadetersivi con guide laterali e distanziali.  
Cleaning products basket with lateral slides and spacers.

**Finitura:** Cromo - Titanio

**Fondo:** Bianco - Grigio - Titanio - Vetro satinato

**Soft-Close:** Di serie (Y)

**Trattamento anti slip:** a richiesta

Fondo cesti (bianco-grigio-titanio) in laminato stratificato (HPL)

HPL = High Pressure Laminate



**Finish:** Chrome - Titanium

**Bottom:** White - Grey - Titanium - Satined glass

**Soft-Close:** Standard (Y)

**Anti slip treatment:** on demand

HPL baskets bottom (white-grey-titanium)

HPL = High Pressure Laminate



## COMBI'S 845

### Elite

Ripiani girevoli ad estrazione totale per angolo base.  
Rotating full extraction shelves for corner base unit.

**Finiture** Telaio: Bianco, Grigio RAL7035, Titanio

Cesti - Finitura balconcino: Cromo, Titanio

Cesti - Finitura Fondo: Bianco, Grigio, Titanio (in Nobilitato melaminico)

**Soft-Close:** a richiesta

**Trattamento anti slip:** a richiesta



90 (45 anta di apertura / opening door)

100 (50 anta di apertura / opening door)

105 (60 anta di apertura / opening door)

**Finishes** Frame: Frame Finish: White, Grey RAL7035, Titanio

Baskets - Bord Finish: Chrome, Titanium

Baskets - Bottom finish: White, Grey, Titanium (Melamine)

**Soft-Close:** on demand

**Anti slip treatment:** on demand





## COMPACT 838

### Elite

Meccanismo angolare con cesti totalmente estraibili.  
Mechanism with 4 fully extractable baskets.

**Finiture** Telaio: Grigio RAL7035, Titanio

Cesti: Cromo (totalmente in filo)

Cesti - Finitura balconcino: Cromo, Titanio

Cesti - Finitura fondo: Bilaminato stratificato Bianco, Grigio, Titanio

**Soft-Close:** Di serie (Y)

**Trattamento anti slip:** a richiesta

HPL = High Pressure Laminate

510

90 (45 anta di apertura / opening door)

105 (60 anta di apertura / opening door)

**Finishes** Frame: Grey RAL7035, Titanium

Baskets: Cromo (completely in wire)

Baskets - Bord Finish: Chrome, Titanium

Baskets - Bottom Finish: HPL White, Grey, Titanium

**Soft-Close:** Standard (Y)

**Anti slip treatment:** on demand

HPL = High Pressure Laminate





# 828BE

**Ellite**

Kit girevole per angolo base con 2 cesti 3/4, soft clip position.  
Rotating kit for corner base with two shelves 3/4, soft clip position.

**Finiture** tubo: Cromo, Titanio

Cesti - Finitura balconcino: Cromo, Titanio

Cesti - Finitura fondo: Bianco, Grigio, Titanio (in nobilitato Melaminico)

**Trattamento anti slip:** a richiesta

490  
→ 90x90 - 80x80

**Finishes** pipe: Chrome, Titanium

Baskets - Bord finish: Chrome, Titanium

Baskets - Bottom finish: White, Grey, Titanium (Melamine)

**Anti slip treatment:** on demand



## 830BE

### Elite

Kit girevole per angolo base con 2 cesti 4/4 soft clip position.  
Rotating kit for corner base with two shelves 4/4, soft clip position.

**Finiture** tubo: Cromo, Titanio

Cesti - Finitura balconcino: Cromo, Titanio

Cesti - Finitura fondo: Bianco, Grigio, Titanio (in nobilitato Melaminico)

**Trattamento anti slip:** a richiesta



**Finishes** pipe: Chrome, Titanium

Baskets - Bord finish: Chrome, Titanium

Baskets - Bottom finish: White, Grey, Titanium (Melamine)

**Anti slip treatment:** on demand



# 4301E

**Ellite**

Kit a 2 piani cestello girevole mezzaluna.  
Kit 2 shelves rotating half-moon baskets.

**Finiture** tubo: Cromo, Titanio

Cesti - Finitura balconcino: Cromo, Titanio

Cesti - Finitura fondo: Bianco, Grigio, Titanio (in nobilitato Melaminico)

**Trattamento anti slip:** a richiesta

500 - 80 (45 anta di apertura / opening door)  
450  
→ 90 (45 anta di apertura / opening door)

**Finishes** pipe: Chrome, Titanium

Baskets - Bord finish: Chrome, Titanium

Baskets - Bottom finish: White, Grey, Titanium (Melamine)

**Anti slip treatment:** on demand